



**FINANCIAL SERVICES  
COMMISSION OF ONTARIO**

**SUPERINTENDENT'S REPORT  
ON INSURANCE  
2008**





## Superintendent's Report 2008

The following information was obtained from the annual filings and, in the case of federally registered insurers, from the Office of the Superintendent of Financial Institutions. While every effort has been made to ensure the accuracy of this report, decisions should not be made solely on the information contained in it. Other sources should also be consulted. Any material changes to this information will be reported to the Minister of Finance and published in *The Ontario Gazette*.

The information is organized by type of insurer, and insurers are listed alphabetically within each group.

Summary Financial Information .....	3
Property and Casualty Insurance Companies .....	6
Life Insurance Companies .....	15
Reinsurance Companies .....	19
Reciprocal or Interinsurance Exchanges .....	21
Fraternal Societies .....	22
Financial Summary Notes .....	24

# Letter to Minister of Finance



**The Honourable Dwight Duncan  
Minister of Finance  
7 Queen's Park Crescent  
Toronto ON M7A 1Y7**

Dear Minister:

I am pleased to present the 130<sup>th</sup> annual report under Section 36 of the Insurance Act for the year ended December 31, 2008. Prior to the creation of the Financial Services Commission of Ontario, this report was issued by the Superintendent of Insurance.

In addition to the information contained in this report, a listing of all licensed insurers is published each July in *The Ontario Gazette*. This list contains the names of the insurers, their addresses, telephone numbers, chief agents, and the classes for which they are licensed. During the year, information concerning newly licensed insurers and changes to existing licences is also published in Bulletins issued by the Financial Services Commission of Ontario. Any broker or member of the public can verify whether a particular insurer is licensed by calling our offices at (416) 250-7250. This information is also available on the Commission's Internet site – [www.fsco.gov.on.ca](http://www.fsco.gov.on.ca).

News releases containing other information of public interest are made throughout the year. These announcements effectively reach a large number of Ontario residents. Information is also supplied to industry trade associations for inclusion in their publications to reach more specialized audiences. The Financial Services Commission of Ontario issues Bulletins as required to provide information to insurers and other individuals interested in the insurance industry.

Yours sincerely,

A handwritten signature in cursive script, appearing to read "Bob Christie".

Bob Christie  
Chief Executive Officer and  
Superintendent of Financial Services

# Summary Financial Information



## SUMMARY OF COMPANIES LICENSED BY TYPE OF BUSINESS ACTIVITY as of December 31, 2008, and December 31, 2007

### Analysis of 2008 total

Business Type	Total 2007	Additions	Withdrawals	Total 2008	Ontario	Extra Provincial	Federal
Property & Casualty Companies	220	2	3	219	57	10	152
Life Insurance Companies	95	1	5	91	2	16	73
Reinsurance Companies	45	1	5	41	2	1	38
Reciprocal Exchanges	10	0	0	10	8	1	1
Fraternal Societies	22	0	3	19	2	0	17
<b>Totals</b>	<b>392</b>	<b>4</b>	<b>16</b>	<b>380</b>	<b>71</b>	<b>28</b>	<b>281</b>

#### Notes:

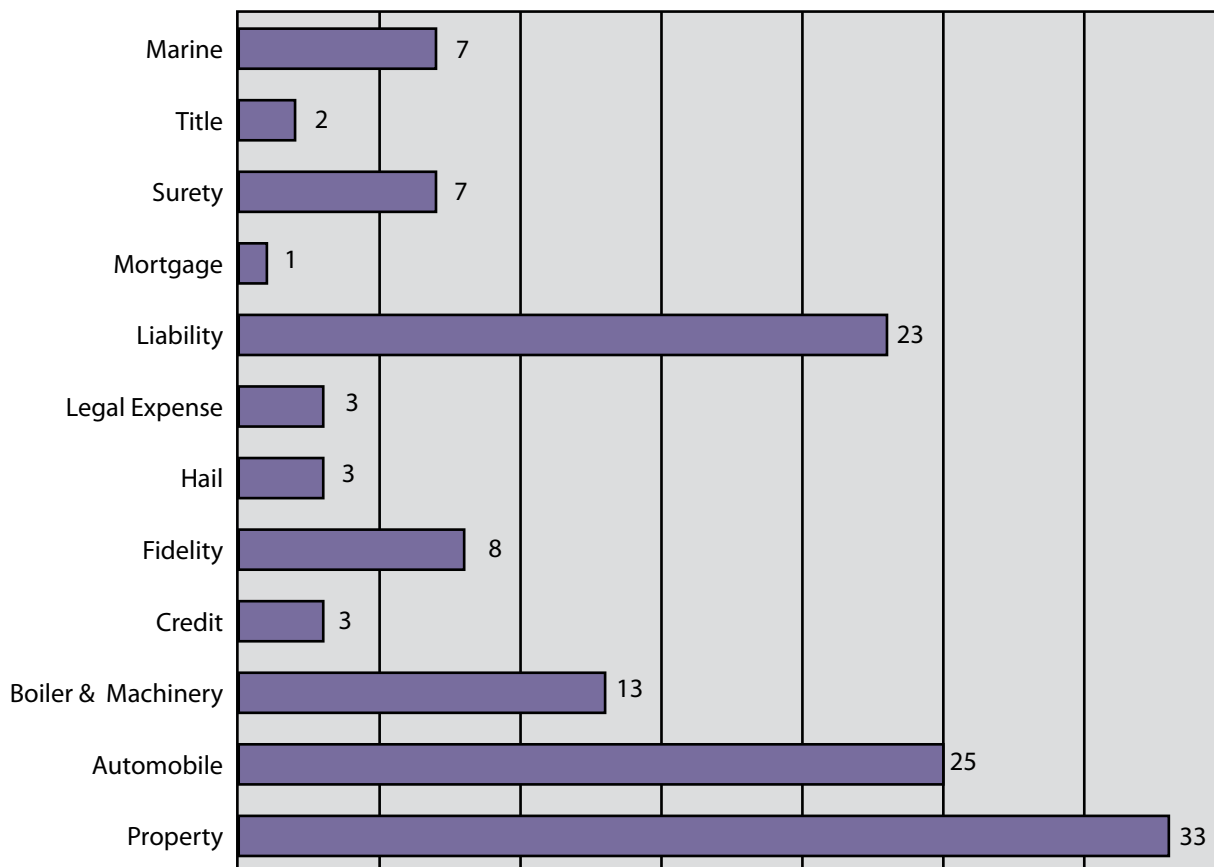
1. Companies writing both property & casualty and life business are listed under Life in the above summary. Their financial performance is shown separately by business type in the following report.
2. Branch operations are included in the Federal totals.
3. The Superintendent's Report 2008 records figures as of the end of the calendar year (December 31, 2008), based on the company's annual filings. The Financial Services Commission of Ontario Annual Report 2008-2009 records figures as of the end of the fiscal year (March 31, 2009).

# Insurer Statistics

To gauge the level of competition, FSCO calculates how many companies represent 80 percent of the market for key products. Please note that effective in 2008, these figures are based on individual companies rather than groups of affiliated companies.

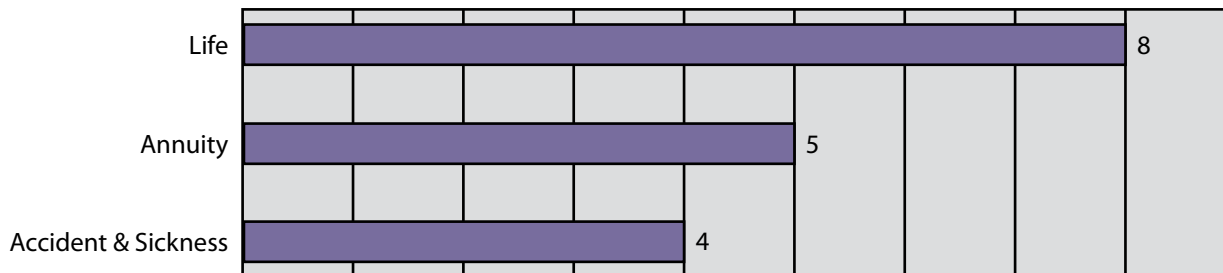
## 2008 Property and Casualty Insurers

Number of Companies Representing 80% of Ontario Market Share



## 2008 Life Insurers

Number of Companies Representing 80% of the Ontario Market Share

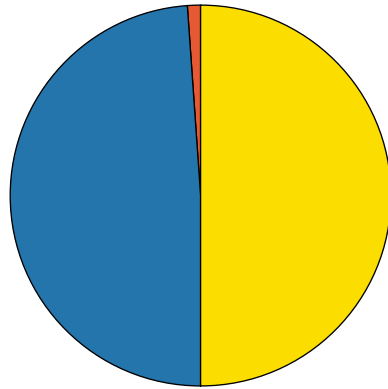


# Premium Statistics



Insurance is a \$36 billion business in Ontario. In 2008, of the total premium dollar, 48.7 per cent went to the property and casualty (including automobile) insurers and 50.2 per cent went to the life insurance industry.

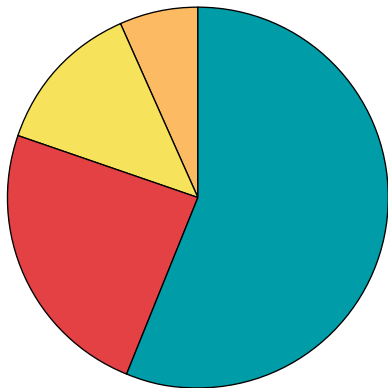
**2008  
Direct Premium  
Volume  
in Ontario  
Total \$36,122  
(million)**



- Life Insurance Companies - \$18,139 million (50.2%)
- Property & Casualty Insurers - \$17,603 million (48.7%)
- Other - \$380 million (1.1%)

P&C insurers received \$17.6 billion in premiums in 2008. The split among automobile, property and liability insurance remained consistent compared to the previous year.

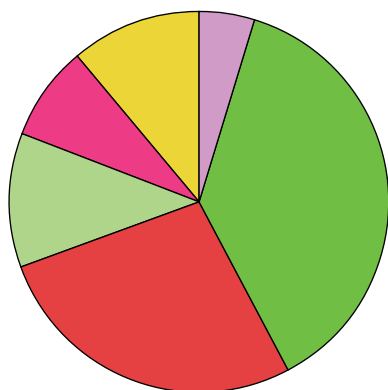
**2008  
Property & Casualty  
Companies -  
Direct Written  
Premiums in  
Ontario -  
By Line Total  
\$17,603 (million)**



- Automobile - \$9,922 million (56.4%)
- Property - \$4,249 million (24.1%)
- Liability - \$2,285 million (13.0%)
- Other - \$1,147 million (6.5%)

The broad pattern among life insurance companies likewise remained constant. Of the \$18.1 billion spent on premiums to the life insurers, 19.2 per cent went to buy annuities, 38.6 per cent to purchase individual and group life coverage and 42.2 per cent to obtain accident and sickness insurance.

**2008  
Life Companies -  
Direct Written  
Premiums in  
Ontario Total  
\$18,139 (million)**



- Accident & Sickness - Individual \$878 million (4.8%)
- Accident & Sickness - Group \$6,788 million (37.5%)
- Life - Individual \$4,951 million (27.3%)
- Life - Group \$2,047 million (11.3%)
- Annuities - Individual \$1,473 million (8.1%)
- Annuities - Group \$2,002 million (11.0%)

# Property & Casualty Insurance Companies

	ONTARIO BUSINESS		TOTAL COMPANY					
	FINANCIAL SUMMARY Year Ended December 31, 2008	Direct Written Premiums	Direct Claims Incurred	Total Assets	Total Liabilities	Excess of assets over liabilities	Claims Incurred to earned premium	Net Income/ (Loss)
	(In Thousands)	\$	\$	\$	\$	\$	%	\$
<b>ONTARIO</b>								
Algoma Mutual Insurance Company	9,394	6,340	17,715	12,255	5,460	61%	(204)	
Amherst Island Mutual Insurance Company	566	22	1,841	578	1,263	8%	110	
Ayr Farmers Mutual Insurance Company	16,005	12,248	49,082	30,455	18,627	66%	1,099	
Bay of Quinte Mutual Insurance Co.	15,032	11,215	33,388	16,300	17,088	68%	(731)	
Bertie And Clinton Mutual Insurance Company	9,267	5,208	44,148	18,415	25,733	52%	1,618	
Brant Mutual Insurance Company	5,800	4,507	15,756	8,617	7,139	60%	141	
CAA Insurance Company (Ontario)	110,941	87,898	359,384	297,180	62,204	80%	(5,447)	
Caradoc Delaware Mutual Fire Insurance Company	1,411	1,320	6,859	1,308	5,551	94%	(233)	
Cayuga Mutual Insurance Company	5,599	4,028	19,255	8,538	10,717	75%	(164)	
Coachman Insurance Company	26,808	15,454	116,392	77,738	38,654	57%	4,596	
<b>1</b> Coronation Insurance Company, Limited	0	0	4,125	772	3,353	n/a	161	
Culross Mutual Insurance Company	1,465	1,530	4,434	3,703	731	79%	(251)	
Dufferin Mutual Insurance Company	7,396	9,355	20,727	15,945	4,782	65%	(555)	
Dumfries Mutual Insurance Company	11,139	6,536	40,061	18,297	21,764	59%	(109)	
Erie Mutual Fire Insurance Company	4,921	3,622	21,497	7,190	14,307	63%	276	
Farmers' Mutual Insurance Company (Lindsay)	65,021	62,808	190,958	142,794	48,164	88%	(8,399)	
Fenchurch General Insurance Company	5,464	6,585	17,906	11,883	6,023	39%	1,006	
GCAN Insurance Company	76,607	32,621	738,087	574,070	164,017	49%	17,090	
Germania Farmers' Mutual Fire Insurance Company	10,968	7,208	23,678	14,651	9,027	75%	(666)	
Glengarry Mutual Insurance Company	8,594	4,270	17,908	8,151	9,757	49%	348	
Grenville Mutual Insurance Company	14,827	20,346	55,048	27,023	28,025	96%	(4,340)	
Grey & Bruce Mutual Insurance Company	1,934	810	4,087	1,795	2,292	59%	(114)	
Halwell Mutual Insurance Company	13,566	11,651	37,708	21,763	15,945	70%	112	
Hamilton Township Mutual Insurance Company	16,778	17,441	44,890	29,587	15,303	65%	358	
Hay Mutual Insurance Company	7,407	6,137	36,317	12,831	23,486	72%	979	



## Property & Casualty Insurance Companies

	ONTARIO BUSINESS			TOTAL COMPANY				
	FINANCIAL SUMMARY Year Ended December 31, 2008	Direct Written Premiums	Direct Claims Incurred	Total Assets	Total Liabilities	Excess of assets over liabilities	Claims Incurred to earned premium	Net Income/ (Loss)
	(In Thousands)	\$	\$	\$	\$	\$	%	\$
	Howard Mutual Insurance Company	7,794	9,452	38,837	14,977	23,860	77%	(718)
	Howick Mutual Insurance Company	11,555	10,347	22,578	16,429	6,149	91%	(1,523)
	Kent & Essex Mutual Insurance Company	14,983	14,294	57,673	28,359	29,314	81%	(913)
	Kingsway General Insurance Company	227,215	200,317	962,494	873,097	89,397	95%	(35,247)
	L&A Mutual Insurance Company	6,273	4,021	11,536	6,575	4,961	63%	278
	Lambton Mutual Insurance Company	14,946	11,738	51,797	28,450	23,347	76%	(719)
	Lanark Mutual Insurance Company	19,788	19,164	58,875	27,168	31,707	82%	(1,232)
	Lawyers' Professional Indemnity Company	90,510	78,619	488,616	354,737	133,879	96%	7,025
<b>2</b>	Markham General Insurance Company	0	0	0	0	0	n/a	0
	Max Canada Insurance Company	4,210	3,090	13,275	6,050	7,225	55%	83
	Mckillop Mutual Insurance Company	7,343	7,532	22,268	12,905	9,363	68%	(71)
	Middlesex Mutual Insurance Co.	8,885	10,875	30,874	17,308	13,566	87%	(591)
	Norfolk Mutual Insurance Company	4,856	4,442	16,594	8,181	8,413	70%	(370)
	North Blenheim Mutual Insurance Company	7,485	3,947	19,707	8,072	11,635	62%	44
	North Kent Mutual Fire Insurance Company	6,113	5,699	29,792	12,369	17,423	74%	(1,545)
	Oxford Mutual Insurance Company	8,538	6,672	23,137	13,483	9,654	70%	198
	Peel Maryborough Mutual Insurance Company	13,543	17,373	40,615	27,542	13,073	77%	(1,608)
	Peel Mutual Insurance Company	30,051	30,671	80,842	56,868	23,974	91%	(3,127)
	Pro-Demnity Insurance Company	18,256	8,442	84,776	62,096	22,680	68%	24
	South Easthope Mutual Insurance Company	11,398	12,798	35,851	18,496	17,355	85%	59
	The West Wawanosh Mutual Insurance Company	12,512	13,504	44,300	28,999	15,301	68%	418
	The Westminster Mutual Insurance Company	7,273	3,936	16,244	12,185	4,059	61%	162
	The Yarmouth Mutual Fire Insurance Company	5,762	3,656	15,687	7,278	8,409	74%	(237)
	Town & Country Mutual Insurance Company	8,913	6,536	27,406	15,100	12,306	69%	80
	Townsend Farmers' Mutual Fire Insurance Company	4,941	6,865	19,954	13,749	6,205	93%	(1,290)
	Tradition Mutual Insurance Company	10,708	9,425	43,571	33,051	10,520	75%	(195)

# Property & Casualty Insurance Companies

	ONTARIO BUSINESS			TOTAL COMPANY				
	FINANCIAL SUMMARY Year Ended December 31, 2008	Direct Written Premiums	Direct Claims Incurred	Total Assets	Total Liabilities	Excess of assets over liabilities	Claims Incurred to earned premium	Net Income/ (Loss)
	(In Thousands)	\$	\$	\$	\$	\$	%	\$
	Trillium Mutual Insurance Company	30,172	22,549	84,676	59,676	25,000	57%	1,762
<b>3</b>	TTC Insurance Company Limited	0	0	84,340	84,240	100	n/a	0
	Usborne And Hibbert Mutual Fire Insurance Company	5,314	5,324	31,998	8,064	23,934	95%	(1,988)
	Wabisa Mutual Insurance Company	5,509	3,604	18,886	13,977	4,909	69%	(44)
	West Elgin Mutual Insurance Company	8,118	10,709	36,717	22,377	14,340	83%	(392)
	York Fire & Casualty Insurance Company	102,059	111,885	286,610	233,205	53,405	110%	(25,327)
		1,161,933	996,646	4,721,777	3,486,902	1,234,875		(60,323)
	<b>EXTRA-PROVINCIAL</b>							
	Alberta Motor Association Insurance Company	92	0	428,732	334,877	93,855	72%	16,623
	Belair Insurance Company Inc.	43,056	26,114	868,631	680,515	188,116	69%	(10,126)
	Canadian Farm Insurance Corp.	1,045	160	10,563	7,910	2,653	68%	(916)
	GMS Insurance Inc.	3,180	1,908	15,012	8,850	6,162	82%	(1,972)
	L'Unique General Insurance Inc.	88	0	134,435	102,735	31,700	58%	4,472
	La Mutuelle d'Eglise De L'Inter-Ouest	14	0	5,043	182	4,861	46%	19
	Optimum Insurance Company Inc.	29,179	19,278	159,887	120,363	39,524	54%	3,823
	SGL Canada Insurance Services Ltd.	128	0	144,481	70,136	74,345	80%	3,476
	The Canadian Union Insurance Company	1,595	1,271	437,496	345,282	92,214	70%	10
	Trans Global Insurance Company	4,294	1,579	14,332	9,283	5,049	11%	1,604
		82,671	50,310	2,218,612	1,680,133	538,479		17,013
	<b>FEDERAL</b>							
	Ace Ina Insurance	131,462	67,173	1,244,430	904,733	339,697	63%	39,513
<b>4</b>	AIG Commercial Insurance Company of Canada	0	0	0	0	0	n/a	0
	AIG United Guaranty Mortgage Insurance Company of Canada	29,427	5,084	245,447	126,929	118,518	60%	(365)
	Allstate Insurance Company of Canada	336,533	241,739	1,603,233	1,131,680	471,553	74%	(43,656)
<b>5</b>	Alta Surety Company	0	0	0	0	0	n/a	0
	Ascentus Insurance Ltd.	2,582	3,311	43,723	27,245	16,478	71%	504
	Associated Electric & Gas Insurance Services Limited	4,396	13,902	74,919	37,398	37,521	161%	(7,258)

# Property & Casualty Insurance Companies

	ONTARIO BUSINESS			TOTAL COMPANY				
	FINANCIAL SUMMARY Year Ended December 31, 2008	Direct Written Premiums	Direct Claims Incurred	Total Assets	Total Liabilities	Excess of assets over liabilities	Claims Incurred to earned premium	Net Income/ (Loss)
	(In Thousands)	\$	\$	\$	\$	\$	%	\$
	Aviva Insurance Company of Canada	541,670	347,504	3,744,395	3,054,024	690,371	65%	99,300
	AXA Insurance (Canada) AXA Assurances (Canada)	381,908	232,650	1,375,305	1,106,802	268,503	61%	20,968
	AXA Pacific Insurance Company	26,053	15,674	1,069,503	850,277	219,226	53%	17,875
	Canadian Direct Insurance Incorporated	0	0	187,366	141,269	46,097	67%	8,372
	Canadian Northern Shield Insurance Company	388	296	247,804	189,533	58,271	64%	(2,519)
	Certas Direct Insurance Company	97,662	72,526	413,186	327,020	86,166	79%	3,421
	Certas Home And Auto Insurance Company	321	108	7,753	498	7,255	104%	(2,144)
	Chubb Insurance Company of Canada	327,474	245,030	2,326,263	1,623,847	702,416	61%	82,780
	Commonwealth Insurance Company	23,000	88,973	1,128,161	840,136	288,025	139%	(43,154)
6	Constitution Insurance Company of Canada	0	244	3,440	1,529	1,911	n/a	(388)
	Co-Operators General Insurance Company	692,736	501,012	3,471,010	2,441,763	1,029,247	73%	62,087
	Coseco Insurance Company	165,886	163,598	498,672	409,794	88,878	94%	(10,256)
	Cumis General Insurance Company	40,984	26,499	136,888	111,238	25,650	52%	4,719
	Echelon General Insurance Company	113,784	78,310	336,756	247,407	89,349	67%	6,821
	Economical Mutual Insurance Company	1,033,284	856,541	4,276,008	3,197,000	1,079,008	81%	(102,359)
	Elite Insurance Company	79,088	50,850	467,056	385,130	81,926	78%	(5,482)
	Everest Insurance Company of Canada	0	1	4,165	117	4,048	n/a	(44)
	FCT Insurance Company Ltd.	56,276	19,373	168,487	110,880	57,607	28%	14,406
	Federated Insurance Company of Canada	46,733	37,406	414,746	325,161	89,585	64%	21,555
	Federation Insurance Company of Canada	1,592	13,439	521,789	438,097	83,692	81%	(5,747)
	First North American Insurance Company	1,093	163	7,540	1,516	6,024	13%	612
	Genworth Financial Mortgage Insurance Company Canada	295,214	84,837	4,913,110	2,818,784	2,094,326	31%	336,692
7	Gold Circle Insurance Company	0	0	4,534	21	4,513	n/a	89
	Gore Mutual Insurance Company	174,072	112,349	471,298	344,722	126,576	68%	2,980
	Grain Insurance And Guarantee Company	9,632	27,623	103,400	78,189	25,211	47%	4,950

# Property & Casualty Insurance Companies

	ONTARIO BUSINESS			TOTAL COMPANY				
	FINANCIAL SUMMARY Year Ended December 31, 2008	Direct Written Premiums	Direct Claims Incurred	Total Assets	Total Liabilities	Excess of assets over liabilities	Claims Incurred to earned premium	Net Income/ (Loss)
	(In Thousands)	\$	\$	\$	\$	\$	%	\$
<b>8</b>	Granite Insurance Company	0	0	0	0	0	n/a	0
	Industrial Alliance Pacific General Insurance Corporation	2,876	908	88,383	69,550	18,833	80%	1,555
	ING Insurance Company of Canada	1,317,791	960,335	6,396,260	5,600,078	796,182	69%	46,836
	ING Novex Insurance Company of Canada	105,825	72,412	801,311	598,690	202,621	69%	26,957
	Jevco Insurance Company	37,420	19,162	515,219	410,693	104,526	71%	(7,714)
	Legacy General Insurance Company	21,204	2,525	25,454	(9,476)	34,930	11%	8,257
	Lombard General Insurance Company of Canada	387,838	344,673	2,462,474	1,892,205	570,269	76%	53,657
	Lombard Insurance Company	119,730	107,585	417,381	305,129	112,252	82%	(10,650)
	Markel Insurance Company of Canada	115,105	124,147	719,944	579,006	140,938	85%	1,546
	Old Republic Insurance Company of Canada	26,930	23,595	189,680	139,281	50,399	66%	2,786
	Omega General Insurance Company	2,497	703	14,205	4,631	9,574	32%	(485)
	Pafco Insurance Company	33,028	22,518	224,730	153,660	71,070	49%	13,263
	Pembridge Insurance Company	76,174	56,936	460,592	262,777	197,815	79%	(6,176)
	Perth Insurance Company	102,821	93,760	444,935	395,316	49,619	81%	(3,056)
	Pilot Insurance Company	565,787	462,889	1,923,454	1,628,199	295,255	68%	55,252
	PMI Mortgage Insurance Company Canada	865	43	24,830	4,502	20,328	85%	(2,425)
	Primum Insurance Company	175,591	114,330	1,103,870	939,049	164,821	73%	33,561
	Quebec Assurance Company	0	0	103,647	70,832	32,815	66%	2,705
	RBC General Insurance Company	249,403	193,525	875,828	667,372	208,456	74%	14,747
	RBC Insurance Company of Canada	87,823	32,018	275,064	95,958	179,106	35%	25,229
	Royal & Sun Alliance Insurance Company of Canada	371,024	247,684	3,368,363	2,546,257	822,106	66%	67,848
	S & Y Insurance Company	67,621	54,160	226,841	183,588	43,253	81%	1,184
	Safety National Casualty Corporation	3,919	3,172	22,127	8,439	13,688	90%	42
	Scotia General Insurance Company	0	0	7,247	11	7,236	n/a	43
	Scottish & York Insurance Co. Limited	176,893	165,069	887,360	755,543	131,817	69%	31,304
	Securican General Insurance Company	13,995	8,552	32,635	23,159	9,476	57%	1,196
	Security National Insurance Company	586,568	471,697	3,081,182	2,208,950	872,232	77%	121,035
<b>9</b>	TD Direct Insurance Inc.	0	0	14,199	345	13,854	n/a	384

## Property & Casualty Insurance Companies

FINANCIAL SUMMARY Year Ended December 31, 2008  (In Thousands)	ONTARIO BUSINESS		TOTAL COMPANY				
	Direct Written Premiums	Direct Claims Incurred	Total Assets	Total Liabilities	Excess of assets over liabilities	Claims Incurred to earned premium	Net Income/ (Loss)
	\$	\$	\$	\$	\$	%	\$
TD General Insurance Company	196,263	196,277	650,955	555,609	95,346	83%	8,635
TD Home And Auto Insurance Company	187,531	154,400	1,162,171	1,021,287	140,884	84%	21,105
Temple Insurance Company	81,825	59,955	846,503	706,335	140,168	43%	28,009
The Boiler Inspection And Insurance Company of Canada	13,883	3,809	188,657	110,766	77,891	27%	14,439
The Dominion of Canada General Insurance Company	742,141	526,969	2,647,894	2,098,949	548,945	75%	(4,029)
The Guarantee Company of North America	198,058	132,763	907,920	531,329	376,591	60%	34,747
The Missisquoi Insurance Company	432	(459)	485,499	399,454	86,045	81%	(5,350)
The Mortgage Insurance Company of Canada	0	(377)	37,164	8,725	28,439	-23%	1,881
The Nordic Insurance Company of Canada	213,538	159,892	3,089,023	2,351,632	737,391	69%	6,839
The North Waterloo Farmers Mutual Insurance Company	58,263	40,196	106,629	76,594	30,035	74%	(1,976)
The Personal Insurance Company	318,349	265,477	1,243,102	1,003,764	239,338	82%	27,494
The Portage La Prairie Mutual Insurance Company	24,504	13,023	289,230	190,511	98,719	62%	10,873
The Sovereign General Insurance Company	57,133	45,960	558,777	435,901	122,876	60%	11,490
The Wawanesa Mutual Insurance Company	447,913	358,191	4,550,492	2,823,766	1,726,726	80%	19,049
Traders General Insurance Company	331,723	244,596	1,228,192	1,051,552	176,640	75%	14,951
Trafalgar Insurance Company of Canada	118,894	82,908	710,528	531,059	179,469	69%	25,899
Travelers Guarantee Company of Canada	69,096	27,143	795,715	535,097	260,618	31%	41,347
Trisura Guarantee Insurance Company	17,197	4,016	57,792	31,344	26,448	28%	(348)
Unifund Assurance Company	367,387	302,580	1,293,276	1,068,050	225,226	76%	13,917
Waterloo Insurance Company	68,074	55,444	314,522	263,425	51,097	81%	(3,226)
Western Assurance Company	87,459	121,789	692,635	562,938	129,697	66%	12,834
Western Surety Company	2,237	706	29,935	16,506	13,429	11%	680
XI Insurance Company Limited	47,413	20,891	450,349	294,091	156,258	57%	14,810
Zenith Insurance Company	44,418	31,275	167,306	101,499	65,807	63%	5,123
	12,955,709	9,736,037	76,721,868	57,576,666	19,145,202		1,282,346

# Property & Casualty Insurance Companies

	ONTARIO BUSINESS			TOTAL COMPANY				
	FINANCIAL SUMMARY Year Ended December 31, 2008	Direct Written Premiums	Direct Claims Incurred	Total Assets	Total Liabilities	Excess of assets over liabilities	Claims Incurred to earned premium	Net Income/ (Loss)
	(In Thousands)	\$	\$	\$	\$	\$	%	\$
<b>BRANCH</b>								
	Affiliated FM Insurance Company	28,550	4,263	191,109	128,178	62,931	118%	(3,955)
	Allianz Global Risks Us Insurance Company	77,669	52,980	564,996	440,655	124,341	50%	26,146
	Allstate Insurance Company	0	0	0	0	0	n/a	0
	American Bankers Insurance Company of Florida	141,532	8,858	321,791	180,703	141,088	18%	13,455
	American Home Assurance Company	92,184	138,256	13,341	24,605	(11,264)	56%	92,269
	Arch Insurance Company	18,758	7,395	128,330	89,359	38,971	65%	4,449
	Associated Electric & Gas Insurance Services Limited	4,396	13,902	74,919	37,398	37,521	161%	(7,258)
	Atradius Credit Insurance N.V.	3,152	1,685	23,755	16,734	7,021	62%	(1,166)
<b>10</b>	Avemco Insurance Company	0	0	2,773	4	2,769	n/a	(54)
<b>11</b>	Aviation & General Insurance Company Limited	0	(3)	1,064	90	974	n/a	(32)
	Aviva International Limited	15	(106)	31,094	4,957	26,137	345%	354
	Berkley Insurance Company	500	73	42,593	9,585	33,008	60%	1,515
	Cardif-Assurance Risques Divers	0	0	10,500	430	10,070	n/a	(803)
	Centennial Insurance Company	0	(83)	11,512	752	10,760	n/a	577
	Chicago Title Insurance Company	8,788	2,588	32,073	12,284	19,789	27%	2,254
<b>12</b>	Chrysler Insurance Company	1,935	4,786	25,259	14,278	10,981	110%	(425)
	Compagnie Francaise d'Assurance Pour Le Commerce Exterieur	10,684	4,756	67,776	40,434	27,342	59%	(1,048)
	Continental Casualty Company	98,537	63,894	989,028	691,088	297,940	65%	25,445
	Eagle Star Insurance Company Limited	(2)	(116)	18,747	7,095	11,652	157%	416
	Ecclesiastical Insurance Office Public Limited Company	10,242	9,193	122,341	69,325	53,016	53%	2,409
	Electric Insurance Company	1,730	548	20,707	8,150	12,557	66%	844
	Employers Insurance Company of Wausau	0	(150)	35,548	6,780	28,768	n/a	1,335
	Euler American Credit Indemnity Company	19,832	19,398	109,234	68,681	40,553	113%	(2,582)
	Factory Mutual Insurance Company	63,109	66,935	815,604	489,455	326,149	119%	(26,239)
	Federal Insurance Company	2,025	8,201	141,046	57,243	83,803	200%	(1,357)
	First American Title Insurance Company	9,525	1,481	33,962	17,011	16,951	40%	239
	General Reinsurance Corporation	0	0	512,877	367,326	145,551	73%	8,598

## Property & Casualty Insurance Companies

	ONTARIO BUSINESS		TOTAL COMPANY				
<b>FINANCIAL SUMMARY</b> Year Ended December 31, 2008	Direct Written Premiums	Direct Claims Incurred	Total Assets	Total Liabilities	Excess of assets over liabilities	Claims Incurred to earned premium	Net Income/ (Loss)
(In Thousands)	\$	\$	\$	\$	\$	%	\$
Great American Insurance Company	30,989	20,490	223,036	116,860	106,176	60%	8,582
Great American Insurance Company of New York	0	(13)	2,385	151	2,234	n/a	95
Hartford Fire Insurance Company	6,372	3,933	254,840	65,903	188,937	108%	6,035
<b>13</b> Icarom Public Limited Company	0	33	3,303	553	2,750	n/a	(20)
Jewelers Mutual Insurance Company	2,476	2,443	7,553	2,143	5,410	95%	(986)
Lawyers Title Insurance Corporation	46	(1,377)	6,126	3,003	3,123	-1851%	5,125
Liberty Mutual Insurance Company	66,820	37,148	1,160,751	566,047	594,704	64%	16,315
Lloyd's Underwriters	409,121	205,172	3,563,314	2,312,816	1,250,498	51%	555,742
<b>14</b> Lumbermens Mutual Casualty Company	(60)	625	10,401	2,201	8,200	2648%	1,049
Mitsui Sumitomo Insurance Company, Limited	0	0	0	0	0	n/a	0
Motors Insurance Corporation	185,623	131,916	662,963	461,817	201,146	65%	47,632
Munich Reinsurance America, Inc.	0	3,341	277,313	126,648	150,665	60%	22,992
National Liability & Fire Insurance Company	12,843	6,873	266,894	118,386	148,508	68%	17,397
Nipponkoa Insurance Company, Limited	952	66	33,103	3,944	29,159	26%	1,380
North American Specialty Insurance Company	73	(42)	7,461	1,997	5,464	9%	1,821
Pearl Assurance Public Limited Company	0	281	1,882	446	1,436	n/a	(26)
<b>15</b> Progressive Casualty Insurance Company	0	(304)	41,363	8,911	32,452	n/a	1,972
Protective Insurance Company	256	196	10,657	2,339	8,318	54%	159
<b>16</b> Providence Washington Insurance Company	0	0	1,699	12	1,687	n/a	(44)
<b>17</b> Reliance Insurance Company	0	0	0	0	0	n/a	0
Security Insurance Company of Hartford	0	604	127,062	50,979	76,083	59000%	(1,012)
Sentry Insurance A Mutual Company	653	253	33,443	5,946	27,497	37%	1,118
Sompo Japan Insurance Inc.	3,132	1,088	40,445	6,913	33,532	26%	2,354
St. Paul Fire And Marine Insurance Company	80,773	68,135	1,398,900	722,426	676,474	73%	40,047
State Farm Fire And Casualty Company	365,607	306,886	1,091,122	632,855	458,267	86%	(14,089)



# Property & Casualty Insurance Companies

	ONTARIO BUSINESS			TOTAL COMPANY				
	FINANCIAL SUMMARY Year Ended December 31, 2008	Direct Written Premiums	Direct Claims Incurred	Total Assets	Total Liabilities	Excess of assets over liabilities	Claims Incurred to earned premium	Net Income/ (Loss)
	(In Thousands)	\$	\$	\$	\$	\$	%	\$
	State Farm Mutual Automobile Insurance Company	1,119,314	1,110,063	4,208,916	2,932,122	1,276,794	100%	(65,737)
	Stewart Title Guaranty Company	59,802	22,401	142,821	83,973	58,848	37%	6,187
	T.H.E. Insurance Company	55	26	3,373	351	3,022	60%	550
	The American Road Insurance Company	2,159	1,081	21,235	1,647	19,588	60%	1,911
	The British Aviation Insurance Company Limited	4	7	4,822	1,413	3,409	232%	(385)
18	The Hanover Insurance Company	0	1	3,216	50	3,166	n/a	5
19	The Home Insurance Company	0	0	0	0	0	n/a	0
20	TIG Insurance Company	0	(202)	35,323	5,035	30,288	n/a	1,653
	Tokio Marine & Nichido Fire Insurance Co., Ltd.	14,725	10,587	116,377	69,708	46,669	73%	1,266
	Triton Insurance Company	16,242	11,684	309,986	181,712	128,274	18%	7,007
21	Uap-Newrotterdam Insurance Company N.V.	0	12	4,218	597	3,621	n/a	(115)
22	Utica Mutual Insurance Company	2	13	6,795	2,329	4,466	950%	131
	Virginia Surety Company, Inc.	104	134	43,545	11,241	32,304	47%	892
23	Westport Insurance Corporation	28,194	65,973	563,404	419,767	143,637	44%	26,583
	XI Reinsurance America Inc.	24,330	14,202	519,895	291,740	228,155	61%	16,157
	Zurich Insurance Company	379,469	244,203	2,688,329	2,026,596	661,733	67%	90,018
		3,403,237	2,676,666	22,240,250	14,024,177	8,216,073		935,147
	<b>Total</b>	<b>17,603,550</b>	<b>13,459,659</b>	<b>105,902,507</b>	<b>76,767,878</b>	<b>29,134,629</b>		<b>2,174,183</b>



# Life Insurance Companies

FINANCIAL SUMMARY Year Ended December 31, 2008  (In Thousands)	ONTARIO BUSINESS		TOTAL COMPANY			
	Direct Written Premiums	Benefits and payments to policy- holders	Total Assets	Total Liabilities	Excess of assets over liabilities	Net Income/ (Loss)
	\$	\$	\$	\$	\$	\$
<b>ONTARIO</b>						
CT Financial Assurance Company	3,484	1,102	29,984	19,357	10,627	496
Union of Canada Life Insurance	772	544	79,942	68,322	11,620	537
	4,256	1,646	109,926	87,679	22,247	1,033
<b>EXTRA PROVINCIAL</b>						
Acadia Life	0	0	67,980	48,114	19,866	805
Assumption Mutual Life Insurance Company	10,550	6,706	547,332	466,237	81,095	4,308
AXA Insurance	24,267	10,029	705,074	601,585	103,489	8,342
Canassurance Insurance Company	2,866	753	86,015	54,829	31,186	(476)
Desjardins Financial Security Life Assurance Company	581,221	469,361	13,658,234	12,819,165	839,069	40,153
First Canadian Insurance Corporation	19,373	2,619	237,467	159,587	77,880	15,884
Industrial Alliance Insurance And Financial Services Inc.	871,938	507,076	12,968,659	11,094,676	1,873,983	71,879
L'Entraide Assurance Mutual Company	2	0	76,526	66,479	10,047	1,238
La Capitale Insurance And Financial Services Inc.	1,817	777	158,963	116,573	42,390	4,685
La Survivance, Compagnie Mutuelle d'Assurance Vie	941	103	198,290	165,358	32,932	2,519
National Bank Life Insurance Company	11,489	2,921	151,134	56,425	94,709	12,417
Promutuel Life Inc.	0	0	10,660	3,302	7,358	(619)
SSQ, Life Insurance Company Inc.	137,027	88,858	2,175,361	1,939,722	235,639	25,761
The International Life Insurance Company	0	0	34,659	18,312	16,347	2,383
The Union Life, A Mutual Assurance Company	4,080	250	629,552	523,576	105,976	12,625
Trans Global Life Insurance Company	3,234	349	8,142	2,359	5,783	672
	1,668,805	1,089,802	31,714,048	28,136,299	3,557,749	202,576

# Life Insurance Companies

FINANCIAL SUMMARY Year Ended December 31, 2008  (In Thousands)	ONTARIO BUSINESS		TOTAL COMPANY			
	Direct Written Premiums	Benefits and payments to policy- holders	Total Assets	Total Liabilities	Excess of assets over liabilities	Net Income/ (Loss)
	\$	\$	\$	\$	\$	\$
<b>FEDERAL</b>						
Ace Ina Life Insurance	64,289	14,879	99,166	53,892	45,274	11,381
AIIG Life Insurance Company of Canada	838,138	124,993	3,101,347	2,765,420	335,927	(66,622)
Allstate Life Insurance Company of Canada	0	0	3,688	65	3,623	60
Assurant Life of Canada	70,955	23,247	659,982	603,525	56,457	48,968
Blue Cross Life Insurance Company of Canada	25,463	13,804	316,604	244,490	72,114	4,243
BMO Life Insurance Company	22,392	925	82,672	(4,011)	86,683	23,140
Canadian Premier Life Insurance Company	82,410	15,281	215,760	83,047	132,713	24,520
CIBC Life Insurance Company Limited	16,490	5,285	28,856	(54,552)	83,408	15,080
Cigna Life Insurance Company of Canada	0	2,352	41,084	26,681	14,403	3,209
Co-Operators Life Insurance Company	285,783	201,251	2,478,426	1,896,020	582,406	33,262
Compcorp Life Insurance Company	0	0	10,000	306	9,694	(60)
<b>24</b> Confederation Life Insurance Company	0	0	0	0	0	0
Crown Life Insurance Company	0	0	463,724	381,982	81,742	10,943
Cumis Life Insurance Company	73,559	62,391	537,683	458,312	79,371	13,343
Fidelity Investments Insurance Company of Canada	0	0	20,991	10,132	10,859	(1,533)
Industrial Alliance Pacific Life Insurance Company	99,836	58,254	2,518,211	2,193,026	325,185	57,890
London Life Insurance Company	1,239,719	1,226,230	23,160,968	20,321,899	2,839,069	474,539
Manulife Canada Ltd.	30,774	16,844	2,267,716	2,029,260	238,456	(143,507)
MD Life Insurance Company	25,425	660	358,338	326,020	32,318	(16,034)
Penncorp Life Insurance Company	24,414	7,715	333,555	245,252	88,303	12,225
Primerica Life Insurance Company of Canada	110,964	36,844	531,131	32,069	499,062	63,071
RBC Life Insurance Company	420,254	199,610	5,205,006	3,804,124	1,400,882	110,078
Reliable Life Insurance Company	24,737	12,700	54,033	25,626	28,407	2,481
Scotia Life Insurance Company	13,311	1,657	68,443	(46,925)	115,368	17,720
Sun Life Assurance Company of Canada	3,239,718	3,051,768	73,253,625	62,854,455	10,399,170	1,506,414
Sun Life Insurance (Canada) Limited	42,759	6,543	10,330,224	9,617,808	712,416	157,036
TD Life Insurance Company	33,822	7,755	43,942	3,779	40,163	1,542
The Canada Life Assurance Company	1,448,266	1,426,903	18,924,724	13,942,113	4,982,611	1,060,936
The Canada Life Insurance Company of Canada	0	0	8,739,878	7,996,401	743,477	64,543

# Life Insurance Companies

FINANCIAL SUMMARY Year Ended December 31, 2008  (In Thousands)	ONTARIO BUSINESS		TOTAL COMPANY			
	Direct Written Premiums	Benefits and payments to policy- holders	Total Assets	Total Liabilities	Excess of assets over liabilities	Net Income/ (Loss)
	\$	\$	\$	\$	\$	\$
The Empire Life Insurance Company	378,426	264,875	3,758,853	3,113,027	645,826	46,996
The Equitable Life Insurance Company of Canada	223,303	160,776	1,132,407	896,363	236,044	21,952
The Great-West Life Assurance Company	2,186,318	1,731,331	21,686,983	9,938,023	11,748,960	1,902,515
The Manufacturers Life Insurance Company	4,137,835	3,384,392	62,258,689	41,807,896	20,450,793	(67,835)
The Standard Life Assurance Company of Canada	580,371	758,171	16,193,714	14,922,126	1,271,588	(247)
The Wawanesa Life Insurance Company	17,351	10,717	493,230	392,745	100,485	4,662
Transamerica Life Canada	274,752	174,882	6,460,035	5,656,968	803,067	(583,436)
Unity Life of Canada	76,179	34,597	637,346	575,965	61,381	6,764
Western Life Assurance Company	17,790	6,958	74,892	51,207	23,685	1,009
	16,125,803	13,044,590	266,545,926	207,164,536	59,381,390	4,821,248
<b>BRANCH</b>						
Aetna Life Insurance Company	569	916	58,213	16,635	41,578	976
Allianz Life Insurance Company of North America	2,253	1,227	89,244	25,912	63,332	(1,906)
American Bankers Life Assurance Company of Florida	110,081	10,370	214,188	99,019	115,169	11,841
American Health And Life Insurance Company	13,814	2,084	153,222	46,826	106,396	16,391
American Income Life Insurance Company	20,459	3,417	198,742	39,920	158,822	117,262
Amex Assurance Company	724	0	6,312	42	6,270	315
AXA Equitable Life Insurance Company	46	98	75,824	32,781	43,043	(3,373)
Combined Insurance Company of America	40,704	(584)	590,144	225,591	364,553	51,621
Connecticut General Life Insurance Company	3,281	1,925	100,166	78,778	21,388	(5,004)
Cuna Mutual Insurance Society	165	455	21,596	15,594	6,002	(29)
First Allmerica Financial Life Insurance Company	7	6	2,240	1,459	781	(59)
Forethought Life Insurance Company	718	5,814	24,673	3,812	20,861	1,643
General American Life Insurance Company	0	0	1,201,185	430,282	770,903	119,509
Gerber Life Insurance Company	1,464	125	22,902	7,689	15,213	189
Hartford Life Insurance Company	0	191	23,297	4,192	19,105	(872)

# Life Insurance Companies

FINANCIAL SUMMARY Year Ended December 31, 2008  (In Thousands)	ONTARIO BUSINESS		TOTAL COMPANY			
	Direct Written Premiums	Benefits and payments to policy- holders	Total Assets	Total Liabilities	Excess of assets over liabilities	Net Income/ (Loss)
	\$	\$	\$	\$	\$	\$
Household Life Insurance Company	10,068	4,169	172,454	55,037	117,417	3,417
John Hancock Life Insurance Company	0	0	0	0	0	0
Liberty Life Assurance Company of Boston	186	113	15,397	2,145	13,252	448
Life Insurance Company of North America	2,302	1,992	43,103	24,574	18,529	(823)
Massachusetts Mutual Life Insurance Company	377	234	62,693	18,986	43,707	(2,099)
Metlife Canada	920	13,043	342,110	308,570	33,540	2,313
<b>25</b> Metropolitan Life Insurance Company	0	0	799,983	74,339	725,644	42,358
Minnesota Life Insurance Company	136	3	6,700	153	6,547	111
New York Life Insurance Company	25,204	24,759	324,244	107,910	216,334	8,228
Pennsylvania Life Insurance Company	0	0	1,319	0	1,319	44
Phoenix Life Insurance Company	0	25	2,508	405	2,103	(126)
Principal Life Insurance Company	225	292	9,296	6,173	3,123	(59)
Reassure America Life Insurance Company	3	9	9,031	5,097	3,934	(204)
Standard Life Assurance Limited	2,923	67,919	58,776	52,997	5,779	300
State Farm International Life Insurance Company Ltd	103,273	46,223	1,099,026	895,785	203,241	(13,107)
Stonebridge Life Insurance Company	24	6	51,716	2,779	48,937	6,049
<b>26</b> The Prudential Insurance Company of America	0	0	37,016	0	37,016	1,086
The Standard Life Assurance Company 2006	0	0	1,241	0	1,241	74
United American Insurance Company	290	286	10,144	4,779	5,365	586
Washington National Insurance Company	146	(14)	4,018	0	4,018	781
	340,362	185,103	5,832,723	2,588,261	3,244,462	357,881
<b>Total</b>	<b>18,139,226</b>	<b>14,321,141</b>	<b>304,202,623</b>	<b>237,976,775</b>	<b>66,225,848</b>	<b>5,382,738</b>

# Reinsurance Companies

FINANCIAL SUMMARY Year Ended December 31, 2008	ONTARIO BUSINESS		TOTAL COMPANY				
	Premiums Assumed	Net Losses Incurred	Total Assets	Total Liabilities	Excess of assets over liabilities	Claims incurred to earned premium	Net Income/ (Loss)
THIS TABLE LISTS ONLY THOSE COMPANIES WHICH ARE LICENSED SOLELY FOR THE BUSINESS OF REINSURANCE							
(In Thousands)	\$	\$	\$	\$	\$	%	\$
<b>ONTARIO</b>							
Farm Mutual Reinsurance Plan Inc.	106,511	14,605	636,638	507,356	129,282	64%	3,094
Global Reinsurance Company	94	(29)	94,022	63,606	30,416	-67%	1,933
	106,605	14,576	730,660	570,962	159,698		5,027
<b>EXTRA PROVINCIAL</b>							
Optimum Reassurance Inc.	34,203	5,572	317,363	265,717	51,646	n/a	7,356
<b>FEDERAL</b>							
Aspen Insurance UK Limited	40,443	37,450	267,523	163,213	104,310	91%	(6,487)
AXA General Insurance Company	854	2,986	122,897	93,719	29,178	80%	1,752
Munich Reinsurance Company of Canada	145,412	59,108	1,304,762	1,019,981	284,781	63%	43,954
RGA Life Reinsurance Company of Canada	350,939	13,858	3,358,640	2,904,709	453,931	n/a	10,511
Scor Canada Reinsurance Company	34,035	17,520	478,406	287,224	191,182	60%	19,662
Suecia Reinsurance Company	88	45	10,217	4,392	5,825	51%	(56)
Swiss Re Life & Health Canada	302,290	47,784	3,401,628	3,051,581	350,047	n/a	8,052
	874,061	178,751	8,944,073	7,524,819	1,419,254		77,388
<b>BRANCH</b>							
Alea Europe Ltd.	16	1,613	44,891	21,510	23,381	544%	1,236
American Agricultural Insurance Company	7,037	3,325	59,101	19,602	39,499	47%	4,900
AXA Re	(831)	7,555	852,034	736,002	116,032	n/a	(10,423)
Axis Reinsurance Company	0	4	25,477	858	24,619	80%	(376)
Caisse Centrale De Reassurance	14,769	9,008	173,580	127,308	46,272	78%	5,311
Cavell Insurance Company Limited	37	387	10,366	3,375	6,991	1046%	(112)
Converium Reinsurance (North America) Inc.	2	(6)	47,811	5,073	42,738	-350%	1,475
Endurance Reinsurance Corporation of America	(578)	(370)	24,169	6,660	17,509	216%	1,252
Everest Reinsurance Company	77,468	24,305	717,525	492,127	225,398	78%	18,608
General Re Life Corporation	0	0	12,605	2,425	10,180	n/a	1,917
Hannover Ruckversicherung Ag	61,676	45,169	524,973	325,523	199,450	72%	16,719

# Reinsurance Companies

		ONTARIO BUSINESS		TOTAL COMPANY				
FINANCIAL SUMMARY Year Ended December 31, 2008		Premiums Assumed	Net Losses Incurred	Total Assets	Total Liabilities	Excess of assets over liabilities	Claims incurred to earned premium	Net Income/ (Loss)
THIS TABLE LISTS ONLY THOSE COMPANIES WHICH ARE LICENSED SOLELY FOR THE BUSINESS OF REINSURANCE								
(In Thousands)		\$	\$	\$	\$	\$	%	\$
	Mapfre Re, Compania De Reaseguros, S.A.	5,240	396	41,306	8,995	32,311	45%	3,029
	Munich Reinsurance Company	502,874	214,841	5,534,079	3,840,005	1,694,074	n/a	143,274
27	Nationwide Mutual Insurance Company	0	0	0	0	0	n/a	0
	NRG Victory Reinsurance Limited	0	(30)	8,460	4,427	4,033	n/a	178
	Odyssey America Reinsurance Corporation	43,801	34,702	258,761	139,097	119,664	76%	6,835
	Paris Re	29,682	21,940	670,694	521,586	149,108	108%	7,632
	Partner Re Sa	0	0	8,222	4,107	4,115	n/a	17,974
	Partner Reinsurance Company Ltd.	9,091	6,243	265,409	166,046	99,363	n/a	14,427
	Partner Reinsurance Europe Limited	26,148	14,816	388,646	255,679	132,967	61%	12,317
28	Pohjola Non-Life Insurance Company Ltd.	0	27	992	113	879	-4%	(801)
	Reliastar Life Insurance Company	3,565	8,008	121,889	69,153	52,736	n/a	(581)
	Scor Global Life	14,109	4,145	314,894	211,551	103,343	n/a	7,478
29	Seaton Insurance Company	0	0	7,121	1,335	5,786	n/a	182
30	Swiss Reinsurance Company Ltd	343,967	29,886	4,022,033	2,746,938	1,275,095	70%	26,926
	Terra Nova Insurance Company Limited	0	(16,974)	2,222	0	2,222	87%	(1,895)
	The Insurance Corporation of New York	0	0	1,571	34	1,537	n/a	(31)
	The TOA Reinsurance Company of America	23,748	16,011	201,888	134,502	67,386	85%	2,163
	Transatlantic Reinsurance Company	95,227	10,228	715,650	500,515	215,135	39%	33,979
31	Westport Insurance Corporation	61,986	46,073	1,058,732	517,094	541,638	n/a	88,530
32	White Mountains Reinsurance Company of America	3,885	2,897	112,939	54,207	58,732	103%	642
		1,322,919	484,172	16,228,040	10,915,847	5,312,193		402,765
	<b>Total</b>	<b>2,337,788</b>	<b>683,071</b>	<b>26,220,136</b>	<b>19,277,345</b>	<b>6,942,791</b>		<b>492,536</b>

## Reciprocal or Interinsurance Exchanges

FINANCIAL SUMMARY Year Ended December 31, 2008  (In Thousands)	ONTARIO BUSINESS		TOTAL COMPANY				
	Direct Written Premiums	Direct Claims Incurred	Total Assets	Total Liabilities	Excess of assets over liabilities	Claims incurred to earned premium	Net Income/ (Loss)
	\$	\$	\$	\$	\$	%	\$
<b>ONTARIO</b>							
Canadian Lawyers Liability Assurance Society	24,318	3,522	123,048	101,648	21,400	45%	4,550
Canadian Universities Reciprocal Insurance Exchange	8,924	9,316	85,995	68,248	17,747	82%	4,151
Community Newspapers Reciprocal Insurance Exchange	88	42	733	132	601	10%	(4)
Healthcare Insurance Reciprocal of Canada	112,569	102,605	573,355	464,262	109,093	89%	7,453
Municipal Electric Association Reciprocal Insurance Exchange	9,619	4,255	50,071	17,655	32,416	25%	4,845
Ontario Municipal Insurance Exchange	24,839	37,795	94,613	87,575	7,038	131%	(3,096)
Ontario School Boards' Insurance Exchange	34,277	38,618	165,834	136,128	29,706	115%	(1,583)
Poultry Insurance Exchange Reciprocal of Canada	441	174	3,708	589	3,119	39%	184
	215,075	196,327	1,097,357	876,237	221,120		16,500
<b>EXTRA PROVINCIAL</b>							
Canadian Airports Reciprocal Insurance Exchange (Carie)	154	0	3,889	1,973	1,916	116%	(334)
<b>BRANCH</b>							
Lumbermen's Underwriting Alliance	8,759	3,033	140,985	92,765	48,220	52%	562
<b>Total</b>	<b>223,988</b>	<b>199,360</b>	<b>1,242,231</b>	<b>970,975</b>	<b>271,256</b>		<b>16,728</b>

# Fraternal Societies

		ONTARIO BUSINESS		TOTAL COMPANY			
FINANCIAL SUMMARY Year Ended December 31, 2008		Direct Written Premiums	Benefits and payments to policy- holders	Total Assets	Total Liabilities	Excess of assets over liabilities	Net Income/ (Loss)
(In Thousands)		\$	\$	\$	\$	\$	\$
<b>ONTARIO</b>							
	Guaranteed Funeral Deposits of Canada (Fraternal)	28,175	24,656	194,643	191,578	3,065	(78)
	Toronto Police Widows and Orphans Fund	1,452	2,713	69,746	61,687	8,059	305
		29,627	27,369	264,389	253,265	11,124	227
<b>FEDERAL</b>							
	Actra Fraternal Benefit Society	7,359	5,605	60,172	39,029	21,143	1,896
<b>33</b>	Faithlife Financial	10,782	11,599	297,829	265,974	31,855	907
	Sons of Scotland Benevolent Association	1,349	561	12,348	9,185	3,163	(271)
<b>34</b>	Teachers Life Insurance Society (Fraternal)	3,004	1,500	46,045	37,255	8,790	459
	The Grand Orange Lodge of British America	1,389	922	21,474	17,948	3,526	194
	The Independent Order of Foresters	17,361	23,400	4,886,986	3,643,651	1,243,335	(197,126)
	The Order of Italo-Canadians	22	67	1,444	1,086	358	(25)
	Ukrainian Fraternal Society of Canada	18	52	7,004	5,870	1,134	(120)
	Ukrainian Mutual Benefit Association of St. Nicholas of Canada	3	12	5,308	4,214	1,094	(27)
		41,287	43,718	5,338,610	4,024,212	1,314,398	(194,113)



## Fraternals Societies

FINANCIAL SUMMARY Year Ended December 31, 2008  (In Thousands)	ONTARIO BUSINESS		TOTAL COMPANY			
	Direct Written Premiums	Benefits and payments to policy- holders	Total Assets	Total Liabilities	Excess of assets over liabilities	Net Income/ (Loss)
	\$	\$	\$	\$	\$	\$
<b>BRANCH</b>						
Aca Assurance	321	544	22,177	7,743	14,434	2,049
Croatian Fraternal Union of America	418	285	12,660	9,918	2,742	360
Knights of Columbus	83,711	45,874	1,781,007	1,543,255	237,752	(76,987)
The Royal Arcanum, Supreme Council of	122	601	13,345	9,959	3,386	(119)
Ukrainian Fraternal Association of America	13	71	3,263	0	3,263	1,427
Ukrainian National Association	48	107	11,454	6,217	5,237	68
United Commercial Travelers of America, Order of	40	29	5,119	3,316	1,803	(36)
Woman's Life Insurance Society	213	344	10,903	8,481	2,422	339
	84,886	47,855	1,859,928	1,588,889	271,039	(72,899)
<b>Total</b>	<b>155,800</b>	<b>118,942</b>	<b>7,462,927</b>	<b>5,866,366</b>	<b>1,596,561</b>	<b>(266,785)</b>

## Financial Summary Notes

- 1 The company has a licence condition not to undertake or renew insurance contracts in Ontario after June 8, 1994.
- 2 No financial information was reported for Markham General Insurance Company in 2008. The company was ordered into liquidation effective July 24, 2002.
- 3 The company's licence is limited to automobile risks of Toronto Transit Commission.
- 4 The former name of AIG Commercial Insurance Company of Canada was Commerce and Industry Insurance Company of Canada.
- 5 No financial information was reported for Alta Surety Company in 2008. Company has been in liquidation since June 2002.
- 6 The company has a licence condition not to undertake or renew insurance contracts in Ontario after October 25, 1993.
- 7 The company has a licence condition not to undertake or renew insurance contracts in Ontario after January 1, 1986.
- 8 No financial information was reported for Granite Insurance Company in 2008. Company has been inactive since November 1992.
- 9 The company has a licence condition not to undertake or renew insurance contracts in Ontario after May 30, 1995.
- 10 The company has a licence condition not to undertake or renew insurance contracts in Ontario after May 30, 2003.
- 11 The company has a licence condition not to undertake or renew insurance contracts in Ontario after July 18, 1995.
- 12 The former name of Chrysler Insurance Company was DaimlerChrysler Insurance Company.
- 13 The company has a licence condition not to undertake or renew insurance contracts in Ontario after October 31, 1985.
- 14 The company has a licence condition not to undertake or renew insurance contracts in Ontario after July 11, 2003.
- 15 The company has a licence condition not to undertake or renew insurance contracts in Ontario after January 9, 2006.
- 16 The company has a licence condition not to undertake or renew insurance contracts in Ontario after November 7, 2003.
- 17 No financial information was reported for Reliance Insurance Company in 2008. Company has been in liquidation since August 2001.
- 18 The company has a licence condition not to undertake or renew insurance contracts in Ontario after October 20, 1992.
- 19 No financial information was reported for The Home Insurance Company in 2008. Company has been in liquidation since November 1997.
- 20 The company has a licence condition not to undertake or renew insurance contracts in Ontario after June 20, 2007.
- 21 The company has a licence condition not to undertake or renew insurance contracts in Ontario after June 5, 1996.
- 22 The company has a licence condition not to undertake or renew insurance contracts in Ontario after November 20, 2006.
- 23 The former name of Westport Insurance Corporation was Employers Reinsurance Corporation.
- 24 No financial information was reported in 2008 for Confederation Life Insurance Company. Company has licence condition not to take on new contracts and it is being wound up.
- 25 The company has a licence condition not to undertake or renew insurance contracts in Ontario after March 9, 2006.
- 26 The company has a licence condition not to undertake or renew insurance contracts in Ontario after August 8, 2007.
- 27 The company has a licence condition not to undertake or renew insurance contracts in Ontario after March 27, 2006.
- 28 The company has a licence condition not to undertake or renew insurance contracts in Ontario after April 9, 2002.
- 29 The company has a licence condition not to undertake or renew insurance contracts in Ontario after October 31, 1989.
- 30 The former name of Swiss Reinsurance Company Ltd. was Swiss Reinsurance Company.
- 31 The former name of Westport Insurance Corporation was Employers Reassurance Corporation.
- 32 The former name of White Mountains Reinsurance Company of America was Folksamerica Reinsurance Company.
- 33 The former name of Faithlife Financial was Lutheran Life Insurance Society of Canada.
- 34 Teachers Life Insurance Society (Fraternal) became federally regulated as of June 23<sup>rd</sup>, 2008.



Financial Services Commission of Ontario  
5160 Yonge Street, Box 85  
Toronto, Ontario  
M2N 6L9

Telephone: (416) 250-7250  
Toll-free: 1-800-668-0128  
TTY (416) 590-7108, 1-800-387-0584

FSCO website: [www.fSCO.gov.on.ca](http://www.fSCO.gov.on.ca)



Financial Services  
Commission  
of Ontario

*Ce document est également disponible  
en français.*