



FINANCIAL SERVICES COMMISSION OF ONTARIO

SUPERINTENDENT'S REPORT ON INSURANCE 2009





Superintendent's Report 2009

The following information was obtained from the annual filings and, in the case of federally registered insurers, from the Office of the Superintendent of Financial Institutions. While every effort has been made to ensure the accuracy of this report, decisions should not be made solely on the information contained in it. Other sources should also be consulted. Any material changes to this information will be reported to the Minister of Finance and published in *The Ontario Gazette*.

The information is organized by type of insurer, and insurers are listed alphabetically within each group.

Summary Financial Information	5
Property and Casualty Insurance Companies	8
Life Insurance Companies	17
Reinsurance Companies	21
Reciprocal or Interinsurance Exchanges	23
Fraternal Societies	24
Financial Summary Notes	25

Letter to Minister of Finance



The Honourable Dwight Duncan
Minister of Finance
7 Queen's Park Crescent
Toronto ON M7A 1Y7

Dear Minister:

I am pleased to present the 131st annual report under Section 36 of the Insurance Act for the year ended December 31, 2009. Prior to the creation of the Financial Services Commission of Ontario, this report was issued by the Superintendent of Insurance.

In addition to the information contained in this report, a listing of all licensed insurers is published each July in *The Ontario Gazette*. This list contains the names of the insurers, their addresses, telephone numbers, chief agents, and the classes for which they are licensed. During the year, information concerning newly licensed insurers and changes to existing licences is also published in Bulletins issued by the Financial Services Commission of Ontario. Any broker or member of the public can verify whether a particular insurer is licensed by calling our offices at (416) 250-7250. This information is also available on the Commission's Internet site – www.fsco.gov.on.ca.

News releases containing other information of public interest are made throughout the year. These announcements effectively reach a large number of Ontario residents. Information is also supplied to industry trade associations for inclusion in their publications to reach more specialized audiences. The Financial Services Commission of Ontario issues Bulletins as required to provide information to insurers and other individuals interested in the insurance industry.

Yours sincerely,

A handwritten signature in black ink that reads "Philip Howell".

Philip Howell
Chief Executive Officer and
Superintendent of Financial Services

Summary Financial Information



SUMMARY OF COMPANIES LICENSED BY TYPE OF BUSINESS ACTIVITY as of December 31, 2009, and December 31, 2008

Analysis of 2009 total

Business Type	Total 2008	Additions	Withdrawals	Total 2009	Ontario	Extra Provincial	Federal
Property & Casualty Companies	219	0	6	213	56	10	147
Life Insurance Companies	91	1	7	85	2	16	67
Reinsurance Companies	41	0	2	39	2	1	36
Reciprocal Exchanges	10	0	0	10	8	1	1
Fraternal Societies	19	0	1	18	2	0	16
Totals	380	1	16	365	70	28	267

Notes:

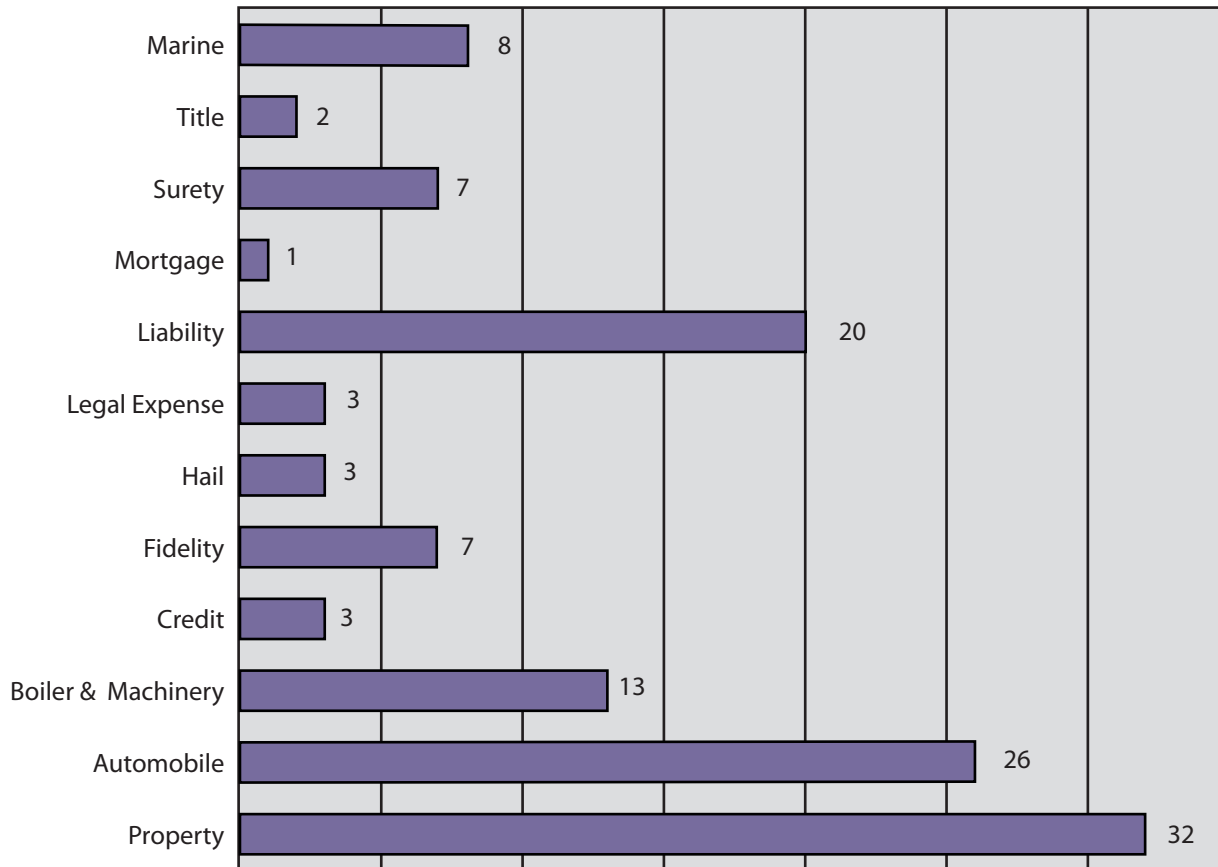
1. Companies writing both property & casualty insurance and life insurance business are listed under Life in the above summary. Their financial performance is shown separately by business type in the following report.
2. Branch operations are included in the Federal totals.
3. The Superintendent's Report 2009 records figures as of the end of the calendar year (December 31, 2009), based on the company's annual filings. The Financial Services Commission of Ontario Annual Report 2009-2010 records figures as of the end of the fiscal year (March 31, 2010).

Insurer Statistics

To gauge the level of competition, FSCO calculates how many companies represent 80 percent of the market for key products. Please note that effective in 2009, these figures are based on individual companies rather than groups of affiliated companies.

2009 Property and Casualty Insurers

Number of Companies Representing 80% of Ontario Market Share



2009 Life Insurers

Number of Companies Representing 80% of the Ontario Market Share

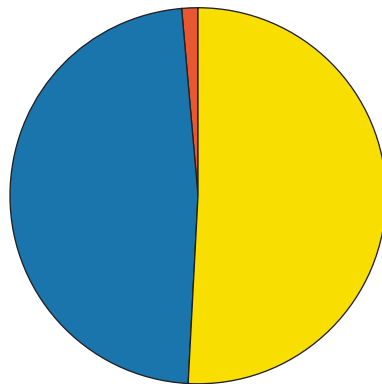


Premium Statistics



Insurance is a \$38 billion business in Ontario. In 2009, of the the total premium dollar, 47.9 per cent went to the property and casualty (including automobile) insurers and 51.0 percent went to the life insurance industry.

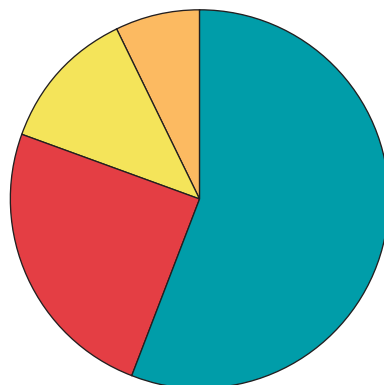
**2009
Direct Premium
Volume
in Ontario
Total \$38,347
(million)**



- Life Insurance Companies - \$19,544 million (51.0%)
- Property & Casualty Insurers - \$18,345 million (47.8%)
- Other - \$458 million (1.2%)

P&C insurers received \$18.3 billion in premiums in 2009. The split among automobile, property and liability insurance remained constant compared to the past year.

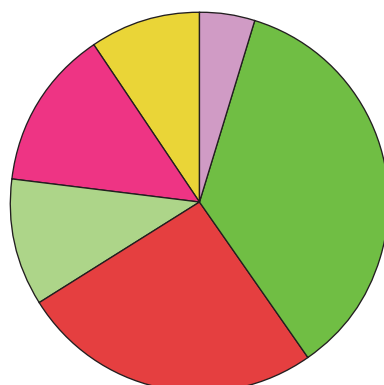
**2009
Property & Casualty
Companies -
Direct Written
Premiums in
Ontario -
By Line Total
\$18,333
(million)**



- Automobile - \$10,285 million (56.1%)
- Property - \$4,527 million (24.7%)
- Liability - \$2,234 million (12.2%)
- Other - \$1,286 million (7.0%)

The broad pattern among life insurance companies likewise remained constant. Of the \$19.5 billion spent on premiums to the life insurers, 22.8 percent went to buy annuities, 36.7 percent to purchase individual and group life coverage and 40.5 percent to obtain accident and sickness insurance.

**2009
Life Companies -
Direct Written
Premiums in
Ontario Total
\$19,544
(million)**



- Accident & Sickness - Individual \$956 million (4.9%)
- Accident & Sickness - Group \$6,948 million (35.6%)
- Life - Individual \$5,063 million (25.9%)
- Life - Group \$2,117million (10.8%)
- Annuities - Individual \$2,633 million (13.5%)
- Annuities - Group \$1,827 million (9.3%)

Property & Casualty Insurance Companies

Financial Summary Year Ended December 31, 2009 (In Thousands)	ONTARIO BUSINESS			TOTAL COMPANY			
	Direct Written Premiums	Direct Claims Incurred	Total Assets	Total Liabilities	Excess of assets over liabilities	Claims Incurred to earned premium	Net Income/ (Loss)
	\$	\$	\$	\$	\$	%	\$
ONTARIO							
Algoma Mutual Insurance Company	11,007	10,435	22,376	16,838	5,538	61%	78
Amherst Island Mutual Insurance Company	616	84	2,160	645	1,515	14%	94
Ayr Farmers Mutual Insurance Company	18,040	9,062	55,402	32,008	23,394	57%	2,049
Bay of Quinte Mutual Insurance Co.	16,121	6,139	36,058	16,212	19,846	48%	1,509
Bertie and Clinton Mutual Insurance Company	10,112	6,279	47,519	19,992	27,527	53%	1,704
Brant Mutual Insurance Company	6,022	4,697	17,105	9,636	7,469	75%	(253)
CAA Insurance Company (Ontario)	114,634	95,395	386,611	317,416	69,195	83%	(6,798)
Caradoc Delaware Mutual Fire Insurance Company	1,539	581	7,066	1,112	5,954	56%	32
Cayuga Mutual Insurance Company	6,004	4,421	22,320	11,518	10,802	79%	(308)
Coachman Insurance Company	31,951	29,447	133,762	94,427	39,335	86%	(491)
1 Coronation Insurance Company, Limited	0	0	4,125	607	3,518	n/a	165
Culross Mutual Insurance Company	1,515	(836)	3,486	2,711	775	53%	29
Dufferin Mutual Insurance Company	7,802	(15)	17,867	12,086	5,781	30%	727
Dumfries Mutual Insurance Company	11,285	9,759	43,736	20,691	23,045	65%	1,281
Erie Mutual Fire Insurance Company	5,048	3,985	21,617	7,497	14,120	79%	(652)
Farmers' Mutual Insurance Company (Lindsay)	70,932	53,575	206,245	151,995	54,250	72%	6,086
Fenchurch General Insurance Company	4,113	2,213	12,160	6,497	5,663	40%	646
GCAN Insurance Company	89,006	63,034	850,955	634,879	216,076	47%	27,923
Germania Farmers' Mutual Fire Insurance Company	12,143	5,258	26,312	15,772	10,540	49%	1,007
Glengarry Mutual Insurance Company	9,156	6,178	19,173	9,263	9,910	67%	(427)
Grenville Mutual Insurance Company	17,197	13,591	56,291	26,022	30,269	83%	813
Grey & Bruce Mutual Insurance Company	2,295	1,185	4,150	1,838	2,312	54%	(51)
Halwell Mutual Insurance Company	14,501	8,210	41,057	22,675	18,382	49%	1,353
Hamilton Township Mutual Insurance Company	17,234	9,114	44,398	27,925	16,473	60%	344
Hay Mutual Insurance Company	7,830	1,662	35,780	10,327	25,453	42%	1,132
Howard Mutual Insurance Company	8,447	5,086	40,478	14,894	25,584	48%	1,162
Howick Mutual Insurance Company	12,085	6,167	24,186	16,007	8,179	57%	1,288
Kent & Essex Mutual Insurance Company	16,810	14,324	66,813	35,345	31,468	73%	312
L&A Mutual Insurance Company	6,853	3,080	12,563	6,924	5,639	55%	433

Property & Casualty Insurance Companies

Financial Summary Year Ended December 31, 2009 (In Thousands)	ONTARIO BUSINESS			TOTAL COMPANY				
	Direct Written Premiums	Direct Claims Incurred	Total Assets	Total Liabilities	Excess of assets over liabilities	Claims Incurred to earned premium	Net Income/ (Loss)	
	\$	\$	\$	\$	\$	%	\$	
Lambton Mutual Insurance Company	15,784	11,623	53,265	28,631	24,634	76%	(118)	
Lanark Mutual Insurance Company	20,546	11,360	60,736	25,847	34,889	57%	722	
Lawyers' Professional Indemnity Company	106,711	110,289	529,686	388,619	141,067	107%	(6,477)	
2 Markham General Insurance Company	0	0	0	0	0	n/a	0	
Max Canada Insurance Company	4,300	1,344	15,086	8,028	7,058	65%	(290)	
McKillop Mutual Insurance Company	7,824	9,994	27,709	17,361	10,348	65%	533	
Middlesex Mutual Insurance Co.	9,353	5,781	33,817	19,357	14,460	69%	485	
Norfolk Mutual Insurance Company	5,369	3,044	17,473	8,429	9,044	56%	631	
North Blenheim Mutual Insurance Company	7,643	3,649	21,752	8,838	12,914	58%	85	
North Kent Mutual Fire Insurance Company	6,459	2,751	31,145	12,427	18,718	50%	1,295	
Oxford Mutual Insurance Company	8,998	7,003	23,480	13,366	10,114	65%	(14)	
Peel Maryborough Mutual Insurance Company	14,315	6,625	40,635	25,667	14,968	50%	1,895	
Peel Mutual Insurance Company	31,841	24,810	87,210	61,776	25,434	78%	127	
Pro-Demnity Insurance Company	19,136	6,953	87,338	62,603	24,735	86%	1,901	
South Easthope Mutual Insurance Company	12,025	6,582	38,430	19,475	18,955	68%	576	
The West Wawanosh Mutual Insurance Company	13,558	6,739	45,376	27,635	17,741	48%	1,751	
The Westminster Mutual Insurance Company	7,913	4,959	18,871	14,009	4,862	71%	(78)	
The Yarmouth Mutual Fire Insurance Company	6,341	3,083	16,973	7,595	9,378	46%	515	
Town & Country Mutual Insurance Company	9,549	7,699	30,761	17,241	13,520	66%	353	
Townsend Farmers' Mutual Fire Insurance Company	5,205	4,654	22,429	15,039	7,390	51%	1,185	
Tradition Mutual Insurance Company	11,127	8,727	44,139	32,037	12,102	69%	165	
Trillium Mutual Insurance Company	32,698	19,885	91,185	62,779	28,406	68%	6	
3 TTC Insurance Company Limited	0	0	113,555	113,455	100	n/a	0	
Usborne and Hibbert Mutual Fire Insurance Company	5,416	6,798	34,955	7,971	26,984	54%	2,242	
Wabisa Mutual Insurance Company	5,790	1,029	18,909	12,668	6,241	35%	1,205	
West Elgin Mutual Insurance Company	8,623	3,176	37,034	21,010	16,024	52%	560	
York Fire & Casualty Insurance Company	114,719	100,757	350,178	276,834	73,344	83%	(456)	
	1,021,541	751,424	4,153,898	2,852,456	1,301,442		49,986	

Property & Casualty Insurance Companies

Financial Summary Year Ended December 31, 2009 (In Thousands)	ONTARIO BUSINESS			TOTAL COMPANY			
	Direct Written Premiums	Direct Claims Incurred	Total Assets	Total Liabilities	Excess of assets over liabilities	Claims Incurred to earned premium	Net Income/ (Loss)
	\$	\$	\$	\$	\$	%	\$
EXTRA-PROVINCIAL							
Alberta Motor Association Insurance Company	108	0	478,489	357,636	120,853	70%	19,049
Belair Insurance Company Inc.	47,887	34,116	957,955	719,410	238,545	71%	2,103
Canadian Farm Insurance Corp.	871	876	13,830	10,012	3,818	114%	(2,931)
GMS Insurance Inc.	5,237	2,390	17,613	11,751	5,862	71%	(364)
La Mutuelle d'église de l'inter-Oouest	14	0	5,222	219	5,003	41%	(86)
L'Unique General Insurance Inc.	150	0	198,938	158,097	40,841	62%	6,524
Optimum Insurance Company Inc.	34,349	19,805	158,831	117,297	41,534	55%	4,062
SGL Canada Insurance Services Ltd.	137	54	161,415	79,975	81,440	55%	2,828
The Canadian Union Insurance Company	231	(113)	456,546	349,845	106,701	62%	6,674
Trans Global Insurance Company	4,427	812	12,661	6,687	5,974	8%	1,520
	93,411	57,940	2,461,500	1,810,929	650,571		39,379
FEDERAL							
ACE INA Insurance	127,939	132,001	1,302,920	1,047,327	255,593	68%	38,523
Allstate Insurance Company of Canada	348,347	253,586	1,773,464	1,173,630	599,834	70%	66,876
4 Alta Surety Company	0	0	0	0	0	n/a	0
Ascentus Insurance Ltd.	2,784	1,465	39,160	23,793	15,367	54%	770
Associated Electric & Gas Insurance Services Limited	4,666	2,255	94,301	44,326	49,975	44%	6,155
Aviva Insurance Company of Canada	694,372	566,261	4,136,955	3,384,146	752,809	71%	15,175
AXA Insurance (Canada) AXA Assurances (Canada)	431,882	322,101	1,524,505	1,224,217	300,288	71%	31,245
AXA Pacific Insurance Company	39,254	23,116	1,184,520	932,605	251,915	65%	31,625
5 Canada Guaranty Mortgage Insurance Company	5,109	22,244	270,314	151,358	118,956	252%	(32,714)
Canadian Direct Insurance Incorporated	0	0	213,980	154,440	59,540	67%	9,111
Canadian Northern Shield Insurance Company	866	(140)	285,639	219,908	65,731	68%	(9,455)
Certas Direct Insurance Company	102,238	71,920	434,841	330,927	103,914	72%	6,397
Certas Home and Auto Insurance Company	1,030	905	7,265	1,336	5,929	116%	(1,325)
6 Chartis Insurance Company of Canada	393,430	227,020	4,593,536	3,241,067	1,352,469	75%	94,736

Property & Casualty Insurance Companies

	ONTARIO BUSINESS					TOTAL COMPANY		
	Financial Summary Year Ended December 31, 2009	Direct Written Premiums	Direct Claims Incurred	Total Assets	Total Liabilities	Excess of assets over liabilities	Claims Incurred to earned premium	Net Income/ (Loss)
	(In Thousands)	\$	\$	\$	\$	\$	%	\$
	Chubb Insurance Company of Canada	334,475	210,615	2,277,982	1,551,483	726,499	57%	100,187
	Commonwealth Insurance Company	23,210	2,890	858,087	563,765	294,322	31%	33,258
7	Constitution Insurance Company Of Canada	0	103	3,281	1,034	2,247	n/a	252
	Co-Operators General Insurance Company	715,857	528,282	3,852,574	2,590,152	1,262,422	70%	74,010
	Coseco Insurance Company	166,399	164,696	581,966	456,755	125,211	92%	(6,410)
	CUMIS General Insurance Company	45,170	40,484	159,677	138,183	21,494	64%	2,838
	Echelon General Insurance Company	114,060	90,098	395,063	288,714	106,349	72%	7,402
	Economical Mutual Insurance Company	927,622	819,345	4,424,352	3,253,692	1,170,660	77%	24,067
	Elite Insurance Company	256,680	116,766	751,003	599,808	151,195	72%	(1,058)
	Everest Insurance Company of Canada	0	(4)	4,008	107	3,901	n/a	(158)
	FCT Insurance Company Ltd.	55,672	14,651	183,656	119,605	64,051	22%	15,656
	Federated Insurance Company of Canada	46,579	33,670	426,448	304,336	122,112	55%	25,857
	Federation Insurance Company of Canada	1,099	(1,921)	497,114	405,307	91,807	77%	2,733
	First North American Insurance Company	956	178	6,819	1,308	5,511	22%	298
	Genworth Financial Mortgage Insurance Company Canada	137,802	93,679	5,179,614	2,652,258	2,527,356	36%	377,364
8	Gold Circle Insurance Company	0	0	30	30	0	n/a	(1)
	Gore Mutual Insurance Company	207,300	124,748	534,195	381,579	152,616	67%	2,472
	Grain Insurance and Guarantee Company	10,808	(591)	101,211	67,993	33,218	39%	7,500
9	Granite Insurance Company	0	0	0	0	0	n/a	0
	Industrial Alliance Pacific General Insurance Corporation	8,147	1,079	104,086	83,074	21,012	56%	1,468
10	Intact Insurance Company	1,358,968	1,011,359	7,071,987	5,966,864	1,105,123	71%	12,577
	Jevco Insurance Company	67,465	67,641	1,230,819	946,492	284,327	82%	(11,238)
	Legacy General Insurance Company	19,030	3,164	18,761	(9,796)	28,557	17%	3,874
	Lombard General Insurance Company of Canada	316,815	334,875	2,699,791	1,989,488	710,303	76%	66,367
	Lombard Insurance Company	125,009	120,740	431,513	303,076	128,437	80%	6,594
	Markel Insurance Company of Canada	122,198	113,024	719,922	544,951	174,971	72%	13,205
11	Novex Insurance Company	105,462	98,707	854,762	643,440	211,322	71%	21,472

Property & Casualty Insurance Companies

Financial Summary Year Ended December 31, 2009 (In Thousands)	ONTARIO BUSINESS			TOTAL COMPANY			
	Direct Written Premiums	Direct Claims Incurred	Total Assets	Total Liabilities	Excess of assets over liabilities	Claims Incurred to earned premium	Net Income/ (Loss)
	\$	\$	\$	\$	\$	%	\$
Old Republic Insurance Company Of Canada	32,884	16,304	181,229	129,398	51,831	57%	4,653
Omega General Insurance Company	3,253	1,538	15,429	6,605	8,824	47%	(688)
Pafco Insurance Company	33,188	13,530	238,226	148,686	89,540	41%	15,644
Pembridge Insurance Company	72,935	57,397	492,666	260,977	231,689	72%	18,329
Perth Insurance Company	99,507	110,167	478,475	424,204	54,271	77%	1,625
Pilot Insurance Company	245,955	335,724	1,628,073	1,389,400	238,673	77%	21,452
PMI Mortgage Insurance Company Canada	(3)	284	19,954	4,041	15,913	147%	(4,366)
Primum Insurance Company	196,192	149,130	1,241,840	1,043,786	198,054	81%	22,140
Quebec Assurance Company	0	0	99,721	70,057	29,664	60%	3,363
RBC General Insurance Company	286,665	253,636	940,670	718,302	222,368	84%	(932)
RBC Insurance Company of Canada	160,570	82,616	356,199	163,741	192,458	49%	12,789
Royal & Sun Alliance Insurance Company of Canada	398,092	293,809	3,225,564	2,452,291	773,273	60%	90,321
S & Y Insurance Company	71,339	54,919	260,160	216,983	43,177	72%	3,794
Safety National Casualty Corporation	4,556	2,668	39,433	26,398	13,035	99%	(970)
Scotia General Insurance Company	0	0	7,212	11	7,201	n/a	(35)
Scottish & York Insurance Co. Limited	159,115	162,516	894,093	766,609	127,484	78%	15,246
Securican General Insurance Company	16,186	8,958	37,783	25,891	11,892	51%	3,796
Security National Insurance Company	645,736	534,264	3,393,831	2,477,906	915,925	82%	68,629
12 TD Direct Insurance Inc.	0	0	14,646	186	14,460	n/a	394
TD General Insurance Company	234,027	300,811	821,516	724,367	97,149	95%	(1,221)
TD Home And Auto Insurance Company	181,386	137,525	1,080,440	899,792	180,648	81%	30,772
Temple Insurance Company	84,906	39,785	866,443	728,716	137,727	50%	23,065
The Boiler Inspection and Insurance Company of Canada	12,524	5,619	180,819	102,389	78,430	28%	14,293
The Dominion of Canada General Insurance Company	824,317	698,013	2,980,665	2,283,250	697,415	83%	(151,604)
The Guarantee Company of North America	203,629	179,452	1,014,167	602,832	411,335	78%	9,642
The Missisquoi Insurance Company	271	976	488,046	394,081	93,965	77%	2,538
The Nordic Insurance Company of Canada	254,355	224,743	3,601,642	2,619,769	981,873	71%	47,650

Property & Casualty Insurance Companies

Financial Summary Year Ended December 31, 2009 (In Thousands)	ONTARIO BUSINESS			TOTAL COMPANY			
	Direct Written Premiums	Direct Claims Incurred	Total Assets	Total Liabilities	Excess of assets over liabilities	Claims Incurred to earned premium	Net Income/ (Loss)
	\$	\$	\$	\$	\$	%	\$
The North Waterloo Farmers Mutual Insurance Company	62,417	38,149	115,724	83,810	31,914	59%	3,162
The Personal Insurance Company	322,736	259,088	1,297,184	1,026,765	270,419	76%	17,920
The Portage La Prairie Mutual Insurance Company	30,150	15,341	328,717	210,574	118,143	63%	10,040
The Sovereign General Insurance Company	62,530	52,870	636,676	488,215	148,461	61%	10,694
The Wawanesa Mutual Insurance Company	495,803	466,703	5,148,782	3,145,580	2,003,202	78%	99,588
Traders General Insurance Company	334,741	230,026	1,264,895	1,069,066	195,829	78%	1,508
Trafalgar Insurance Company of Canada	148,301	128,471	748,106	555,274	192,832	71%	18,859
Travelers Guarantee Company of Canada	74,610	12,913	790,136	527,087	263,049	24%	40,850
Trisura Guarantee Insurance Company	18,994	4,408	76,651	43,527	33,124	27%	3,217
Unifund Assurance Company	407,549	364,942	1,412,911	1,165,828	247,083	77%	(847)
Waterloo Insurance Company	79,725	57,851	336,218	280,456	55,762	77%	1,638
Western Assurance Company	102,026	66,928	684,245	564,200	120,045	60%	15,773
Western Surety Company	2,467	192	35,442	18,949	16,493	14%	1,136
XI Insurance Company Limited	45,670	28,980	488,682	320,818	167,864	56%	22,642
Zenith Insurance Company	49,738	33,919	184,416	108,862	75,554	64%	6,789
	13,777,742	11,036,177	87,377,848	64,062,457	23,315,391		1,540,993
BRANCH							
Affiliated FM Insurance Company	29,609	11,226	194,507	114,169	80,338	57%	11,865
Allianz Global Risks US Insurance Company	87,752	22,807	603,342	463,551	139,791	70%	18,205
Allstate Insurance Company	0	0	0	0	0	n/a	0
American Bankers Insurance Company of Florida	160,194	25,477	374,330	212,352	161,978	24%	12,033
Arch Insurance Company	28,693	6,536	165,651	121,518	44,133	55%	5,485
Associated Electric & Gas Insurance Services Limited	4,666	2,255	94,301	44,326	49,975	44%	6,155
Atradius Credit Insurance N.V.	2,322	1,019	21,468	15,553	5,915	37%	(1,204)
13 Aviation & General Insurance Company Limited	0	0	0	0	0	n/a	0

Property & Casualty Insurance Companies

Financial Summary Year Ended December 31, 2009 (In Thousands)	ONTARIO BUSINESS			TOTAL COMPANY			
	Direct Written Premiums	Direct Claims Incurred	Total Assets	Total Liabilities	Excess of assets over liabilities	Claims Incurred to earned premium	Net Income/ (Loss)
	\$	\$	\$	\$	\$	%	\$
Aviva International Insurance Limited	(8)	(521)	28,632	3,087	25,545	n/a	385
Berkley Insurance Company	7,404	1,517	55,920	24,987	30,933	55%	(1,845)
Centennial Insurance Company	0	22	11,037	558	10,479	n/a	13
Chicago Title Insurance Company	6,961	5,956	38,647	15,201	23,446	65%	(2,141)
Chrysler Insurance Company	544	(1,259)	24,648	11,713	12,935	-0%	2,719
Compagnie Francaise d'assurance pour le commerce exterieur	10,330	8,423	61,383	37,351	24,032	59%	(1,570)
Continental Casualty Company	91,449	36,670	1,005,605	686,009	319,596	53%	46,602
Eagle Star Insurance Company Limited	(2)	(209)	17,070	6,182	10,888	n/a	542
Ecclesiastical Insurance Office Public Limited Company	12,454	11,578	133,633	76,298	57,335	51%	2,446
Electric Insurance Company	2,010	1,708	22,236	11,924	10,312	113%	(315)
Employers Insurance Company of Wausau	0	184	33,932	5,138	28,794	n/a	632
Euler American Credit Indemnity Company	17,764	13,900	100,851	56,239	44,612	42%	4,883
Factory Mutual Insurance Company	87,131	2,628	761,785	355,688	406,097	6%	122,235
Federal Insurance Company	1,359	2,489	127,615	38,148	89,467	n/a	10,491
First American Title Insurance Company	8,318	969	38,192	19,231	18,961	25%	2,079
General Reinsurance Corporation	0	0	447,995	319,831	128,164	19%	21,108
Great American Insurance Company	19,233	15,195	267,969	151,183	116,786	54%	(6,413)
Great American Insurance Company of New York	0	(28)	2,125	102	2,023	n/a	88
Hartford Fire Insurance Company	5,588	1,606	256,732	54,026	202,706	55%	10,385
14 Icarom Public Limited Company	0	12	3,244	563	2,681	n/a	(69)
Jewelers Mutual Insurance Company	2,723	2,223	8,811	3,203	5,608	83%	(794)
Lawyers Title Insurance Corporation	18	(656)	6,807	278	6,529	n/a	1,404
Liberty Mutual Insurance Company	74,972	41,566	1,201,220	579,794	621,426	39%	63,233
Lloyd's Underwriters	442,549	242,986	3,728,625	2,515,516	1,213,109	47%	391,046
15 Lumbermens Mutual Casualty Company	(2)	(522)	9,819	915	8,904	n/a	840
Mitsui Sumitomo Insurance Company, Limited	0	0	0	0	0	n/a	0
Motors Insurance Corporation	154,346	108,863	691,846	427,748	264,098	59%	57,155
Munich Reinsurance America, Inc.	0	(1,170)	246,753	115,205	131,548	168%	(9,321)

Property & Casualty Insurance Companies

	ONTARIO BUSINESS			TOTAL COMPANY				
	Financial Summary Year Ended December 31, 2009	Direct Written Premiums	Direct Claims Incurred	Total Assets	Total Liabilities	Excess of assets over liabilities	Claims Incurred to earned premium	Net Income/ (Loss)
	(In Thousands)	\$	\$	\$	\$	\$	%	\$
	National Liability & Fire Insurance Company	5,474	(2,756)	363,023	170,690	192,333	43%	48,380
	Nipponkoa Insurance Company, Limited	911	394	32,717	3,641	29,076	9%	1,201
16	North American Specialty Insurance Company	0	0	0	0	0	n/a	0
	Pearl Assurance Public Limited Company	0	6	1,835	453	1,382	n/a	(54)
17	Progressive Casualty Insurance Company	0	1,956	21,974	8,933	13,041	-81%	(386)
	Protective Insurance Company	224	78	8,851	596	8,255	56%	4
18	Reliance Insurance Company	0	0	0	0	0	n/a	0
	Security Insurance Company of Hartford	133	(3,146)	105,538	35,746	69,792	n/a	4,106
	Sentry Insurance A Mutual Company	736	347	34,070	6,104	27,966	44%	761
	Sompo Japan Insurance Inc.	3,212	390	43,762	8,132	35,630	49%	989
	St. Paul Fire and Marine Insurance Company	76,301	63,165	1,334,021	720,787	613,234	43%	70,551
	State Farm Fire and Casualty Company	395,903	274,138	1,112,280	652,752	459,528	73%	19,683
	State Farm Mutual Automobile Insurance Company	1,228,046	1,399,124	4,789,724	3,444,854	1,344,870	111%	(220,283)
	Stewart Title Guaranty Company	54,849	24,067	151,702	91,378	60,324	44%	8,487
	T.H.E. Insurance Company	22	(43)	2,960	298	2,662	-134%	25
	The American Road Insurance Company	1,454	1,079	23,267	2,985	20,282	51%	2,023
	The British Aviation Insurance Company Limited	(4)	29	4,354	1,144	3,210	155%	(495)
19	The Hanover Insurance Company	0	0	3,143	50	3,093	n/a	(73)
20	The Home Insurance Company	0	0	0	0	0	n/a	0
21	TIG Insurance Company	0	(54)	35,702	3,946	31,756	n/a	1,468
	Tokio Marine & Nichido Fire Insurance Co., Ltd.	11,589	5,059	117,824	74,819	43,005	84%	(1,826)
	Triton Insurance Company	15,595	10,158	291,946	142,574	149,372	32%	21,829
22	Uap-Newrotterdam Insurance Company N.V.	0	805	2,805	82	2,723	n/a	(898)
23	Utica Mutual Insurance Company	0	142	6,725	2,199	4,526	n/a	44
	Virginia Surety Company, Inc.	3,000	457	42,809	11,200	31,609	97%	(224)

Property & Casualty Insurance Companies

Financial Summary Year Ended December 31, 2009 (In Thousands)	ONTARIO BUSINESS			TOTAL COMPANY			
	Direct Written Premiums	Direct Claims Incurred	Total Assets	Total Liabilities	Excess of assets over liabilities	Claims Incurred to earned premium	Net Income/ (Loss)
	\$	\$	\$	\$	\$	%	\$
Westport Insurance Corporation	28,201	23,837	565,860	417,371	148,489	51%	3,991
XI Reinsurance America Inc.	18,479	13,777	472,198	287,556	184,642	70%	18,072
Zurich Insurance Company Ltd	350,399	239,536	2,745,167	2,030,254	714,913	76%	65,740
	3,452,901	2,615,995	23,100,988	14,606,131	8,494,857		811,472
TOTAL	18,345,595	14,461,536	117,094,234	83,331,973	33,762,261		2,441,830

Life Insurance Companies

Financial Summary Year Ended December 31, 2009 (In Thousands)	ONTARIO BUSINESS		TOTAL COMPANY			
	Direct Written Premiums	Benefits And Payments To Policyholders	Total Assets	Total Liabilities	Excess of assets over liabilities	Net Income/ (Loss)
	\$	\$	\$	\$	\$	\$
ONTARIO						
CT Financial Assurance Company	3,247	1,253	32,975	21,774	11,201	560
Union of Canada Life Insurance	811	620	82,492	70,447	12,045	148
	4,058	1,873	115,467	92,221	23,246	708
EXTRA PROVINCIAL						
Acadia Life	28	8	75,294	50,724	24,570	(1,220)
Assumption Mutual Life Insurance Company	13,044	8,397	567,259	479,258	88,001	6,346
AXA Insurance	24,924	7,146	784,200	671,063	113,137	11,924
Canassurance Insurance Company	3,286	1,242	86,863	54,157	32,706	385
Desjardins Financial Security Life Assurance Company	556,865	478,363	14,371,958	13,334,252	1,037,706	192,771
First Canadian Insurance Corporation	15,034	2,148	282,021	162,383	119,638	17,045
Industrial Alliance Insurance and Financial Services Inc.	769,123	503,980	15,007,920	12,840,667	2,167,253	219,641
L'Entraide Assurance Mutual Company	0	0	77,498	67,222	10,276	188
La Capitale Insurance and Financial Services Inc.	5,593	3,424	231,932	179,595	52,337	5,000
La Survivance, compagnie mutuelle d'assurance vie	1,672	168	213,405	175,529	37,876	4,367
National Bank Life Insurance Company	11,585	2,976	167,879	65,579	102,300	20,625
Promutuel Life Inc.	1	0	8,372	1,853	6,519	(813)
SSQ, Life Insurance Company Inc.	149,084	87,044	2,365,863	2,084,363	281,500	35,022
The International Life Insurance Company	0	0	29,088	9,956	19,132	2,572
The Union Life, A Mutual Assurance Company	4,640	301	692,844	570,416	122,428	13,868
Trans Global Life Insurance Company	3,589	238	8,863	2,344	6,519	944
	1,558,468	1,095,435	34,971,259	30,749,361	4,221,898	528,665
FEDERAL						
ACE INA Life Insurance	56,764	7,694	112,267	54,124	58,143	13,406
Allstate Life Insurance Company of Canada	0	0	3,719	22	3,697	58
Assurant Life Of Canada	77,949	25,379	812,834	742,337	70,497	(31,970)
Blue Cross Life Insurance Company of Canada	26,970	14,895	367,165	282,825	84,340	4,719
24 BMO Life Assurance Company	398,954	148,075	3,897,106	3,528,361	368,745	13,035
BMO Life Insurance Company	23,374	1,956	436,991	31,484	405,507	39,824
Canadian Premier Life Insurance Company	94,112	20,278	176,176	72,500	103,676	22,375

Life Insurance Companies

Financial Summary Year Ended December 31, 2009 (In Thousands)	ONTARIO BUSINESS			TOTAL COMPANY		
	Direct Written Premiums	Benefits And Payments To Policyholders	Total Assets	Total Liabilities	Excess of assets over liabilities	Net Income/ (Loss)
	\$	\$	\$	\$	\$	\$
CIBC Life Insurance Company Limited	17,404	5,288	30,599	(68,282)	98,881	14,864
CIGNA Life Insurance Company of Canada	0	2,207	41,272	25,673	15,599	2,379
Compcorp Life Insurance Company	0	0	10,000	354	9,646	(48)
25 Confederation Life Insurance Company	0	0	0	0	0	0
Co-operators Life Insurance Company	278,240	192,782	2,630,383	1,954,186	676,197	16,801
Crown Life Insurance Company	0	0	448,064	367,286	80,778	5,063
Cumis Life Insurance Company	77,921	52,039	596,235	529,451	66,784	4,294
Industrial Alliance Pacific Life Insurance Company	89,794	45,479	2,689,876	2,295,397	394,479	49,989
London Life Insurance Company	1,303,683	1,198,931	24,835,435	22,022,818	2,812,617	396,399
Manulife Canada Ltd.	31,649	13,944	1,401,356	1,128,870	272,486	46,656
MD Life Insurance Company	0	0	70,427	27,068	43,359	9,705
Penncorp Life Insurance Company	23,951	7,990	353,270	259,526	93,744	7,957
Primerica Life Insurance Company of Canada	117,000	39,619	627,217	18,843	608,374	101,437
Rbc Life Insurance Company	507,282	261,899	6,149,892	4,622,671	1,527,221	118,798
Reliable Life Insurance Company	28,393	12,626	52,891	23,528	29,363	956
Scotia Life Insurance Company	15,483	2,873	76,622	(3,080)	79,702	12,041
Sun Life Assurance Company of Canada	3,556,529	3,092,605	73,419,938	62,907,871	10,512,067	714,707
Sun Life Insurance (Canada) Limited	119,759	10,489	11,137,092	9,815,044	1,322,048	272,294
TD Life Insurance Company	38,217	12,250	50,624	8,189	42,435	2,090
The Canada Life Assurance Company	1,694,131	1,360,511	22,397,733	14,225,178	8,172,555	1,039,748
The Canada Life Insurance Company of Canada	0	0	8,835,176	8,044,780	790,396	143,027
The Empire Life Insurance Company	469,717	270,269	4,411,783	3,599,917	811,866	50,732
The Equitable Life Insurance Company Of Canada	278,702	156,124	1,317,606	1,047,963	269,643	29,648
The Great-West Life Assurance Company	2,307,649	1,806,011	26,958,975	15,254,326	11,704,649	1,743,310
The Manufacturers Life Insurance Company	4,823,803	3,411,243	80,452,512	49,021,318	31,431,194	2,725,655
The Standard Life Assurance Company of Canada	758,537	782,528	17,209,995	15,826,098	1,383,897	110,397
The Wawanesa Life Insurance Company	17,253	11,365	546,934	434,947	111,987	3,732
Transamerica Life Canada	278,201	174,009	6,440,120	5,547,544	892,576	86,967
Unity Life of Canada	82,453	42,646	992,373	909,503	82,870	8,985
Western Life Assurance Company	19,196	7,975	80,318	55,679	24,639	4,041
	17,613,070	13,191,979	300,070,976	224,614,319	75,456,657	7,784,071

Life Insurance Companies

Financial Summary Year Ended December 31, 2009 (In Thousands)	ONTARIO BUSINESS		TOTAL COMPANY			
	Direct Written Premiums	Benefits And Payments To Policyholders	Total Assets	Total Liabilities	Excess of assets over liabilities	Net Income/ (Loss)
	\$	\$	\$	\$	\$	\$
BRANCH						
Aetna Life Insurance Company	686	1,071	59,997	16,327	43,670	1,540
Allianz Life Insurance Company of North America	3,652	1,462	93,733	23,099	70,634	8,635
American Bankers Life Assurance Company Of Florida	125,152	12,434	236,296	95,877	140,419	15,807
American Health And Life Insurance Company	5,783	2,342	115,065	27,155	87,910	15,493
American Income Life Insurance Company	22,459	4,271	167,686	53,674	114,012	23,776
Amex Assurance Company	0	0	6,148	37	6,111	67
AXA Equitable Life Insurance Company	43	106	89,110	23,828	65,282	10,422
Combined Insurance Company of America	40,075	11,202	543,011	204,182	338,829	61,938
Connecticut General Life Insurance Company	3,199	2,674	98,506	63,505	35,001	13,795
CUNA Mutual Insurance Society	150	451	21,248	14,610	6,638	636
26 First Allmerica Financial Life Insurance Company	8	9	2,216	1,283	933	196
General American Life Insurance Company	0	0	1,256,211	495,820	760,391	(10,512)
Gerber Life Insurance Company	1,524	154	24,933	9,013	15,920	1,034
Hartford Life Insurance Company	0	196	23,724	3,588	20,136	787
Household Life Insurance Company	10,351	3,977	181,830	47,658	134,172	14,522
Liberty Life Assurance Company of Boston	206	122	15,395	2,252	13,143	395
Life Insurance Company of North America	2,439	2,097	44,976	23,887	21,089	1,639
Massachusetts Mutual Life Insurance Company	562	3,648	48,928	18,657	30,271	2,594
Metlife Canada	334	10,244	47,205	13,183	34,022	(7,371)
27 Metropolitan Life Insurance Company	0	0	220,016	67,417	152,599	(18,309)
Minnesota Life Insurance Company	155	9	6,148	38	6,110	153
New York Life Insurance Company	26,596	31,017	339,898	110,410	229,488	11,826
Phoenix Life Insurance Company	0	27	2,230	301	1,929	(14)
Principal Life Insurance Company	328	228	8,374	5,696	2,678	20
Reassure America Life Insurance Company	3	11	6,633	5,249	1,384	(85)
Standard Life Assurance Limited	12,701	65,294	56,374	50,536	5,838	59
State Farm International Life Insurance Company Ltd	112,011	53,683	1,155,588	928,730	226,858	32,926

Life Insurance Companies

Financial Summary Year Ended December 31, 2009		ONTARIO BUSINESS			TOTAL COMPANY		
		Direct Written Premiums	Benefits And Payments To Policyholders	Total Assets	Total Liabilities	Excess of assets over liabilities	Net Income/ (Loss)
(In Thousands)		\$	\$	\$	\$	\$	\$
28	The Prudential Insurance Company of America	0	0	37,209	0	37,209	193
29	The Standard Life Assurance Company 2006	0	0	1,263	0	1,263	22
	United American Insurance Company	280	212	11,495	4,660	6,835	197
		368,697	206,941	4,921,446	2,310,672	2,610,774	182,381
Total		19,544,293	14,496,228	340,079,148	257,766,573	82,312,575	8,495,825

Reinsurance Companies

ONTARIO BUSINESS						TOTAL COMPANY	
Financial Summary Year Ended December 31, 2009	Premiums Assumed	Net Losses Incurred	Total Assets	Total Liabilities	Excess of assets over liabilities	Claims incurred to earned premium	Net Income/ (loss)
(In Thousands)	\$	\$	\$	\$	\$	%	\$
THIS TABLE LISTS ONLY THOSE COMPANIES WHICH ARE LICENSED SOLELY FOR THE BUSINESS OF REINSURANCE							
ONTARIO							
Farm Mutual Reinsurance Plan Inc.	115,242	62,605	655,364	506,533	148,831	93%	22,643
Global Reinsurance Company	5	2,840	99,279	66,426	32,853	n/a	1,573
	115,247	65,445	754,643	572,959	181,684		24,216
EXTRA PROVINCIAL							
Optimum Reassurance Inc.	36,568	6,118	347,807	290,242	57,565	n/a	6,938
FEDERAL							
Aspen Insurance UK Limited	30,962	54,866	331,442	202,819	128,623	86%	1,085
Aurigen Reinsurance Company	8,337	12,018	98,453	24,930	73,523	n/a	(2,025)
AXA General Insurance Company	1,036	3,741	125,351	97,126	28,225	76%	3,390
Munich Reinsurance Company of Canada	130,809	39,719	1,180,357	909,794	270,563	72%	38,229
RGA Life Reinsurance Company of Canada	436,565	22,085	3,622,393	3,170,807	451,586	n/a	(2,976)
Scor Canada Reinsurance Company	83,779	91,110	506,720	339,529	167,191	77%	4,991
Suecia Reinsurance Company	41	(19)	10,094	4,126	5,968	-46%	143
Swiss Re Life & Health Canada	321,633	48,176	3,484,003	3,110,601	373,402	n/a	22,039
The Mortgage Insurance Company of Canada	0	(1,537)	27,699	7,042	20,657	-115%	2,218
	1,013,162	270,159	9,386,512	7,866,774	1,519,738		67,094
BRANCH							
Alea (Bermuda) Ltd.	22	1,075	36,869	18,965	17,904	n/a	(431)
American Agricultural Insurance Company	8,155	3,912	61,270	24,017	37,253	76%	2,115
Axis Reinsurance Company	261	1,350	38,731	16,786	21,945	69%	(2,687)
Caisse Centrale De Reassurance	20,787	14,453	194,380	144,921	49,459	70%	2,772
Cavell Insurance Company Limited	41	(1,044)	10,122	2,482	7,640	na	601
30 Colisee Re.	10	12,057	712,143	639,001	73,142	n/a	(10,191)
Converium Reinsurance (North America) Inc.	1	(2)	47,969	4,399	43,570	n/a	652
31 Endurance Reinsurance Corporation of America	112	(947)	20,910	3,706	17,204	n/a	2,083
Everest Reinsurance Company	94,942	31,762	796,935	544,156	252,779	62%	30,964
General Re Life Corporation	0	0	12,231	2,385	9,846	n/a	(796)
Hannover Ruckversicherung Ag	65,094	54,647	528,427	358,290	170,137	89%	5,143
Mapfre Re, Compania De Reaseguros, S.A.	11,905	4,966	57,259	24,415	32,844	60%	2,056

Reinsurance Companies

Financial Summary Year Ended December 31, 2009 (In Thousands)	ONTARIO BUSINESS			TOTAL COMPANY			
	Premiums Assumed	Net Losses Incurred	Total Assests	Total Liabilities	Excess of assets over liabilities	Claims incurred to earned premium	Net Income/ (loss)
	\$	\$	\$	\$	\$	%	\$
Munich Reinsurance Company	2,033,440	1,358,673	5,602,360	3,801,811	1,800,549	n/a	244,253
32 Nationwide Mutual Insurance Company	0	0	0	0	0	n/a	0
NRG Victory Reinsurance Limited	0	(293)	8,076	3,879	4,197	n/a	253
Odyssey America Reinsurance Corporation	45,180	27,690	276,807	139,555	137,252	61%	16,473
Paris Re	32,830	19,024	776,392	629,341	147,051	92%	10,242
Partner Reinsurance Company Ltd.	10,715	8,181	262,414	163,066	99,348	n/a	9,795
Partner Reinsurance Europe Limited	27,940	18,527	377,086	241,721	135,365	67%	10,665
Reliastar Life Insurance Company	12,409	9,287	116,729	67,905	48,824	n/a	4,696
Scor Global Life	16,105	5,854	344,920	230,251	114,669	n/a	1,083
33 Seaton Insurance Company	0	0	6,496	493	6,003	n/a	113
Swiss Reinsurance Company Ltd	486,856	39,396	3,911,227	2,518,564	1,392,663	56%	89,532
The Toa Reinsurance Company of America	31,486	15,999	214,796	153,435	61,361	73%	5,981
Transatlantic Reinsurance Company	85,117	24,353	777,700	534,479	243,221	62%	21,101
Westport Insurance Corporation	62,786	43,359	1,086,490	519,857	566,633	n/a	67,744
White Mountains Reinsurance Company of America	3,252	(1,246)	108,841	45,781	63,060	15%	4,426
	3,049,446	1,691,033	16,387,580	10,833,661	5,553,919		518,638
TOTAL	4,214,423	2,032,755	26,876,542	19,563,636	7,312,906		616,886

Reciprocal or Interinsurance Exchanges

Financial Summary Year Ended December 31, 2009 (In Thousands)	ONTARIO BUSINESS			TOTAL COMPANY			
	Direct Written Premiums	Direct Claims Incurred	Total Assets	Total Liabilities	Excess of assets over liabilities	Claims Incurred to earned premium	Net Income/ (Loss)
	\$	\$	\$	\$	\$	%	\$
ONTARIO							
Canadian Lawyers Liability Assurance Society	23,675	5,653	121,351	99,709	21,642	80%	408
Canadian Universities Reciprocal Insurance Exchange	10,051	1,317	98,970	66,938	32,032	36%	10,992
Community Newspapers Reciprocal Insurance Exchange	66	27	720	148	572	27%	(88)
Healthcare Insurance Reciprocal of Canada	122,469	92,145	661,292	489,442	171,850	91%	27,987
Municipal Electric Association Reciprocal Insurance Exchange	9,266	8,718	64,483	24,309	40,174	39%	4,029
Ontario Municipal Insurance Exchange	41,394	48,788	136,265	115,613	20,652	61%	13,614
Ontario School Boards' Insurance Exchange	35,327	28,978	174,493	129,323	45,170	88%	4,272
Poultry Insurance Exchange Reciprocal Of Canada	444	367	3,957	634	3,323	59%	108
	242,692	185,993	1,261,531	926,116	335,415		61,322
EXTRA PROVINCIAL							
Canadian Airports Reciprocal Insurance Exchange (Carie)	219	2	4,323	1,649	2,674	-87%	758
BRANCH							
Lumbermen's Underwriting Alliance	7,159	10,057	105,612	70,229	35,383	123%	(24,633)
TOTAL	250,070	196,052	1,371,466	997,994	373,472		37,447

Fraternal Societies

Financial Summary Year Ended December 31, 2009 (In Thousands)	ONTARIO BUSINESS		TOTAL COMPANY			
	Direct Written Premiums	Direct Claims Incurred	Total Assets	Total Liabilities	Excess of assets over liabilities	Net Income/ (Loss)
	\$	\$	\$	\$	\$	\$
ONTARIO						
Guaranteed Funeral Deposits of Canada (Fraternal)	47,756	26,738	222,710	219,926	2,784	(274)
Toronto Police Widows and Orphans Fund	1,594	2,297	71,776	63,616	8,160	(339)
	49,350	29,035	294,486	283,542	10,944	(613)
FEDERAL						
ACTRA Fraternal Benefit Society	7,491	4,816	64,200	42,858	21,342	(1,613)
Faithlife Financial	13,374	15,394	305,441	268,934	36,507	1,346
Sons of Scotland Benevolent Association	1,229	435	12,558	9,805	2,753	(421)
Teachers Life Insurance Society (Fraternal)	8,943	4,849	49,943	39,706	10,237	1,322
The Grand Orange Lodge of British America	1,372	967	22,847	19,195	3,652	(51)
The Independent Order of Foresters	16,243	22,794	4,408,911	3,051,595	1,357,316	95,658
The Order of Italo-Canadians	21	44	1,502	1,097	405	5
Ukrainian Fraternal Society of Canada	15	80	7,046	5,924	1,122	(11)
Ukrainian Mutual Benefit Association of St. Nicholas of Canada	3	30	4,970	3,981	989	(105)
	48,691	49,409	4,877,418	3,443,095	1,434,323	96,130
BRANCH						
ACA Assurance	167	0	7,189	525	6,664	(1,049)
Croatian Fraternal Union of America	403	256	13,105	10,294	2,811	(151)
Knights of Columbus	108,496	48,607	2,002,759	1,643,230	359,529	100,627
The Royal Arcanum, Supreme Council of	277	241	13,982	10,138	3,844	387
Ukrainian National Association	46	89	10,697	6,228	4,469	159
United Commercial Travelers of America, Order of	35	28	5,321	3,638	1,683	(231)
Woman's Life Insurance Society	200	570	11,085	8,243	2,842	648
	109,624	49,791	2,064,138	1,682,296	381,842	100,390
TOTAL	207,665	128,235	7,236,042	5,408,933	1,827,109	195,907

Financial Summary Notes

- 1 The company has a licence condition not to undertake or renew insurance contracts in Ontario after June 8, 1994.
- 2 No financial information was reported for Markham General Insurance Company in 2009. The company was ordered into liquidation effective July 24, 2002.
- 3 The company's licence is limited to automobile risks of Toronto Transit Commission.
- 4 No financial information was reported for Alta Surety Company in 2009. Company has been in liquidation since June 2002.
- 5 The former name of Canada Guaranty Mortgage Insurance Company was AIG United Guaranty Mortgage Insurance Company of Canada.
- 6 The former name of Chartis Insurance Company of Canada was AIG Commercial Insurance Company of Canada.
- 7 The company has a licence condition not to undertake or renew insurance contracts in Ontario after October 25, 1993.
- 8 The company has a licence condition not to undertake or renew insurance contracts in Ontario after January 1, 1986.
- 9 No financial information was reported for Granite Insurance Company in 2009. Company has been inactive since November 1992.
- 10 The former name of Intact Insurance Company was ING Insurance Company of Canada.
- 11 The former name of Novex Insurance Company was ING Novex Insurance Company of Canada.
- 12 The company has a licence condition not to undertake or renew insurance contracts in Ontario after May 30, 1995.
- 13 The company has a licence condition not to undertake or renew insurance contracts in Ontario after July 18, 1995. No financial information was reported in 2009.
- 14 The company has a licence condition not to undertake or renew insurance contracts in Ontario after October 31, 1985.
- 15 The company has a licence condition not to undertake or renew insurance contracts in Ontario after July 11, 2003.
- 16 No financial information was reported for North American Specialty Insurance Company.
- 17 The company has a licence condition not to undertake or renew insurance contracts in Ontario after January 9, 2006.
- 18 No financial information was reported for Reliance Insurance Company in 2009. Company has been in liquidation since August 2001.
- 19 The company has a licence condition not to undertake or renew insurance contracts in Ontario after October 20, 1992.
- 20 No financial information was reported for The Home Insurance Company in 2009. Company has been in liquidation since November 1997.
- 21 The company has a licence condition not to undertake or renew insurance contracts in Ontario after June 20, 2007.
- 22 The company has a licence condition not to undertake or renew insurance contracts in Ontario after June 5, 1996.
- 23 The company has a licence condition not to undertake or renew insurance contracts in Ontario after November 20, 2006.
- 24 The former name of BMO Life Assurance Company was AIG Life Insurance Company of Canada.
- 25 No financial information was reported in 2009 for Confederation Life Insurance Company. Company has licence condition not to take on new contracts and it is being wound up.
- 26 The company has a licence condition limited to servicing insurance contracts issued prior to June 1, 2009
- 27 The company has a licence condition not to undertake or renew insurance contracts in Ontario after March 9, 2006.
- 28 The company has a licence condition not to undertake or renew insurance contracts in Ontario after August 8, 2007.
- 29 The company has a licence condition limited to servicing existing insurance contracts.
- 30 The former name of Colisee Re. was AXA RE.
- 31 The company has a licence condition limited to servicing insurance contracts issued prior to November 14, 2006.
- 32 The company has a licence condition not to undertake or renew insurance contracts in Ontario after March 27, 2006.
- 33 The company has a licence condition not to undertake or renew insurance contracts in Ontario after October 31, 1989.

